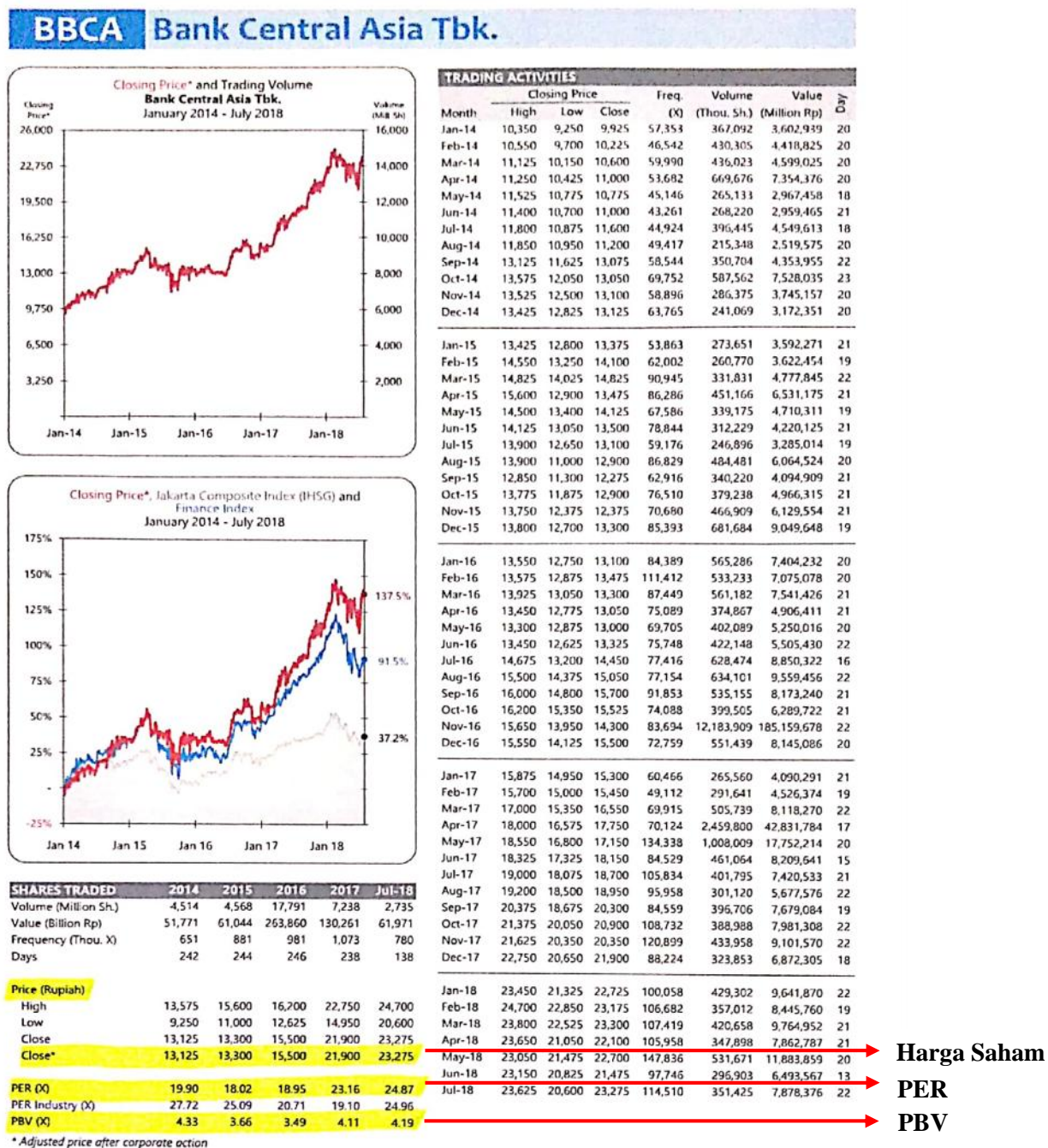


LAMPIRAN

Lampiran I : Sampel Laporan Keuangan Perusahaan Indeks LQ45

IDX LQ45 Index Members Profile



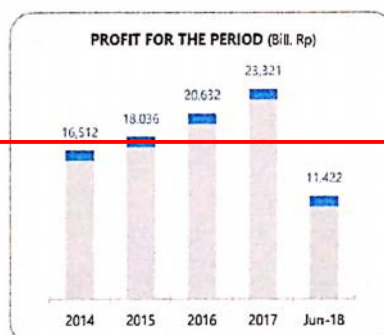
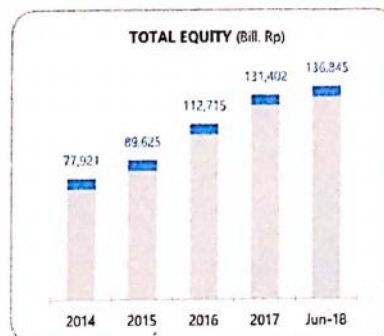
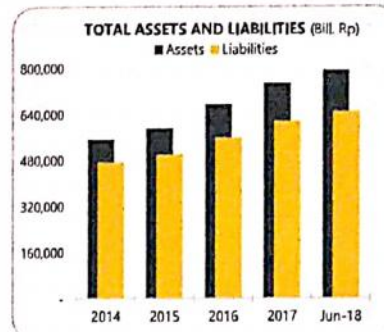
BBCA Bank Central Asia Tbk.

Financial Data and Ratios

Public Accountant : Siddharta Widjaja & Partners (member of KPMG International)

Book End : December

BALANCE SHEET	Dec-14	Dec-15	Dec-16	Dec-17	Jun-18
(Million Rp except Par Value)					
Cash on Hand	19,577,571	17,849,460	15,943,854	16,754,289	21,697,410
Placements with Other Banks	11,502,178	56,259,099	35,363,890	18,969,682	34,240,525
Marketable Securities	26,289,663	515,099	2,547,098	9,258,767	16,597,244
Loans	339,859,068	378,616,292	403,391,221	454,264,956	481,320,286
Investment	71,528,070	51,153,115	108,709,161	131,091,163	186,132
Fixed Assets	8,844,930	9,712,021	16,990,835	16,868,949	16,811,900
Other Assets	7,133,595	8,619,292	258,733	11,982,478	9,204,043
Total Assets	552,423,892	594,372,770	676,738,753	750,319,671	791,729,673
Growth (%)		7.59%	13.86%	10.87%	5.52%
Deposits	451,660,016	478,173,935	535,399,322	587,352,554	621,500,263
Taxes Payable	251,818	251,091	163,682	147,398	-
Fund Borrowings	3,080,942	1,743,337	2,788,552	3,040,602	1,981,400
Other Liabilities	6,260,219	7,613,476	9,258,788	11,332,381	12,857,580
Total Liabilities	472,550,777	501,945,424	560,556,687	614,940,262	650,560,712
Growth (%)		6.22%	11.68%	9.70%	5.79%
Authorized Capital	5,500,000	5,500,000	5,500,000	5,500,000	5,500,000
Paid up Capital	1,540,938	1,540,938	1,540,938	1,540,938	1,540,938
Paid up Capital (Shares)	24,655	24,655	24,655	24,655	24,655
Par Value	63	63	63	63	63
Retained Earnings	70,332,010	81,995,065	98,503,180	115,998,322	1,229,084,280
Total Equity	77,920,617	89,624,940	112,715,059	131,401,694	136,845,006
Growth (%)		15.02%	25.76%	16.58%	4.14%
INCOME STATEMENTS	Dec-14	Dec-15	Dec-16	Dec-17	Jun-18
Total Interest Income	43,771,256	55,441,647	50,425,826	53,767,939	27,087,039
Growth (%)		26.66%	-9.05%	6.63%	
Interest Expenses	11,744,562	11,217,072	10,346,736	11,941,465	5,334,405
Other Operating Revenue	1,738,943	3,651,597	1,953,656	2,965,830	1,394,994
Other Operating Expenses	18,306,319	25,219,058	23,378,946	25,190,321	14,347,721
Income from Operations	20,504,773	22,657,114	25,839,200	29,158,743	14,327,767
Growth (%)		10.50%	14.04%	12.85%	
Non-Operating Revenues	236,348	-	-	-	-
Income Before Tax	20,741,121	22,657,114	25,839,200	29,158,743	14,327,767
Provision for Income Tax	4,229,451	4,621,346	5,206,919	5,837,893	2,906,077
Profit for the period	16,511,670	18,035,768	20,632,281	23,321,150	11,421,690
Growth (%)		9.23%	14.40%	13.03%	
Period Attributable	16,485,858	18,018,653	20,605,736	23,309,994	11,420,955
Comprehensive Income	16,925,171	17,691,505	27,404,745	24,075,741	9,757,938
Comprehensive Attributable	16,899,359	17,673,517	27,378,282	24,063,606	9,758,437
RATIOS	Dec-14	Dec-15	Dec-16	Dec-17	Jun-18
Dividend (Rp)	198.00	55.00	70.00	255.00	-
EPS (Rp)	668.66	730.83	835.76	945.45	463.23
BV (Rp)	3,160.44	3,635.16	4,571.69	5,329.61	5,550.39
DAR (X)	0.86	0.84	0.83	0.82	0.82
DER(X)	6.06	5.60	4.97	4.68	4.75
ROA (%)	2.99	3.03	3.05	3.11	1.44
ROE (%)	21.19	20.12	18.30	17.75	8.35
OPM (%)	46.85	40.87	51.24	54.23	52.90
NPM (%)	37.72	32.53	40.92	43.37	42.17
Payout Ratio (%)	29.61	7.53	8.38	26.97	-
Yield (%)	1.51	0.41	0.45	1.16	-



EPS

BBCA Bank Central Asia Tbk.

Financial Data and Ratios

Public Accountant : Siddharta Widjaja & Partners (member of KPMG International)

Book End : December

BALANCE SHEET	Dec-14	Dec-15	Dec-16	Dec-17	Jun-18
<i>(Million Rp except Par Value)</i>					
Cash on Hand	19,577,571	17,849,460	15,943,854	16,754,289	21,697,410
Placements with Other Banks	11,502,178	56,259,099	35,363,890	18,969,682	34,240,525
Marketable Securities	26,289,663	515,099	2,547,098	9,258,767	16,597,244
Loans	339,859,068	378,616,292	403,391,221	454,264,956	481,320,286
Investment	71,528,070	51,153,115	108,709,161	131,091,163	186,132
Fixed Assets	8,844,930	9,712,021	16,990,835	16,868,949	16,811,900
Other Assets	7,133,595	8,619,292	258,733	11,982,478	9,204,043
Total Assets	552,423,892	594,372,770	676,738,753	750,319,671	791,729,673
Growth (%)		7.59%	13.86%	10.87%	5.52%

Deposits	451,660,016	478,173,935	535,399,322	587,352,554	621,500,263
Taxes Payable	251,818	251,091	163,682	147,398	-
Fund Borrowings	3,080,942	1,743,337	2,788,552	3,040,602	1,981,400
Other Liabilities	6,260,219	7,613,476	9,258,788	11,332,381	12,857,580
Total Liabilities	472,550,777	501,945,424	560,556,687	614,940,262	650,560,712
Growth (%)		6.22%	11.68%	9.70%	5.79%
Authorized Capital	5,500,000	5,500,000	5,500,000	5,500,000	5,500,000
Paid up Capital	1,540,938	1,540,938	1,540,938	1,540,938	1,540,938
Paid up Capital (Shares)	24,655	24,655	24,655	24,655	24,655
Par Value	63	63	63	63	63
Retained Earnings	70,332,010	81,995,065	98,503,180	115,998,322	129,084,280
Total Equity	77,920,617	89,624,940	112,715,059	131,401,694	136,845,006
Growth (%)		15.02%	25.76%	16.58%	4.14%

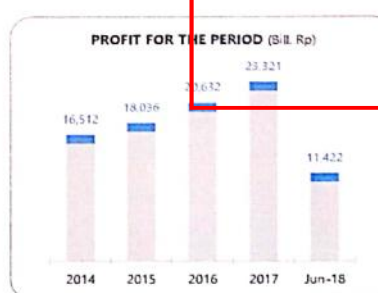
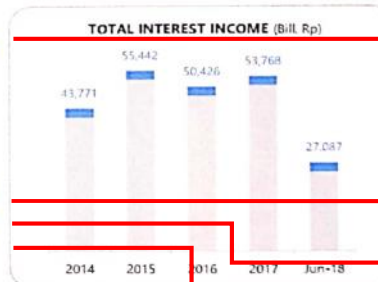
INCOME STATEMENTS	Dec-14	Dec-15	Dec-16	Dec-17	Jun-18
Total Interest Income	43,771,256	55,441,647	50,425,826	53,767,939	27,087,039
Growth (%)		26.66%	-9.05%	6.63%	

Interest Expenses	11,744,562	11,217,072	10,346,736	11,941,465	5,334,405
Other Operating Revenue	1,738,943	3,651,597	1,953,656	2,965,830	1,394,994
Other Operating Expenses	18,306,319	25,219,058	23,378,946	25,190,321	14,347,721
Income from Operations	20,504,773	22,657,114	25,839,200	29,158,743	14,327,767
Growth (%)		10.50%	14.04%	12.85%	

Non-Operating Revenues	236,348	-	-	-	-
Income Before Tax	20,741,121	22,657,114	25,839,200	29,158,743	14,327,767
Provision for Income Tax	4,229,451	4,621,346	5,206,919	5,837,893	2,906,077
Profit for the period	16,511,670	18,035,768	20,632,281	23,321,150	11,421,690
Growth (%)		9.23%	14.40%	13.03%	

Period Attributable	16,485,858	18,018,653	20,605,736	23,309,994	11,420,955
Comprehensive Income	16,925,171	17,691,505	27,404,745	24,075,741	9,757,938
Comprehensive Attributable	16,899,359	17,673,517	27,378,282	24,063,606	9,758,437

RATIOS	Dec-14	Dec-15	Dec-16	Dec-17	Jun-18
Dividend (Rp)	198.00	55.00	70.00	255.00	-
EPS (Rp)	668.66	730.83	835.76	945.45	463.23
BV (Rp)	3,160.44	3,635.16	4,571.69	5,329.61	5,550.39
DAR (X)	0.86	0.84	0.83	0.82	0.82
DER(X)	6.06	5.60	4.97	4.68	4.75
ROA (%)	2.99	3.03	3.05	3.11	1.44
ROE (%)	21.19	20.12	18.30	17.75	8.35
OPM (%)	46.85	40.87	51.24	54.23	52.90
NPM (%)	37.72	32.53	40.92	43.37	-42.17
Payout Ratio (%)	29.61	7.53	8.38	26.97	-
Yield (%)	1.51	0.41	0.45	1.16	-



TOTAL HUTANG

TOTAL EKUITAS

BEBAN BUNGA

LABA RUGI

BEBAN PAJAK

LABA SETELAH PAJAK

Lampiran II : Data Harga Saham, EPS, PER, PBV

NO	KODE	HARGA SAHAM (Rp)				EPS (Rp)				PER (X)				PBV (X)			
		2014	2015	2016	2017	2014	2015	2016	2017	2014	2015	2016	2017	2014	2015	2016	2017
1	AALI	23.107	15.103	16.775	13.150	1.589,91	393,15	1.042,75	1.044,50	15,62	40,32	21,14	12,59	3,41	2,13	1,95	1,37
2	ADHI	2.953	2.140	2.080	1.885	184,12	130,59	88,49	145,21	46,54	16,43	48,23	13,02	4,10	1,48	1,43	1,14
3	ADRO	1.040	515	1.695	1.860	69,17	65,74	140,56	204,71	9,27	7,83	14,96	9,09	0,81	0,36	1,18	1,07
4	AKRA	4.120	7.175	6.000	6.350	206,99	262,36	253,22	299,94	20,90	27,41	22,65	21,17	2,84	3,89	3,06	2,82
5	ASII	7.425	6.000	8.275	8.300	473,80	357,31	374,37	466,39	15,56	16,79	22,28	17,80	2,60	1,92	2,54	2,15
6	BBCA	13.125	13.300	15.500	21.900	668,66	730,83	835,76	945,45	19,90	18,02	18,95	23,16	4,33	3,66	3,49	4,11
7	BBNI	6.100	4.990	5.525	9.900	578,20	486,18	608,02	730,16	10,55	10,16	10,01	13,56	1,86	1,19	1,19	1,83
8	BBRI	2.330	2.285	2.335	3.640	982,67	1.029,53	1.061,88	235,08	11,86	10,99	11,40	15,48	2,94	2,49	2,04	2,68
9	BBTN	1.205	1.295	1.740	3.570	108,40	174,91	247,30	285,88	12,64	7,33	8,52	12,49	1,08	0,99	1,02	1,75
10	BMRI	5.388	4.625	5.788	8.000	851,65	871,50	591,71	442,28	13,05	10,51	16,86	18,09	2,54	1,81	1,77	2,20
11	BMTR	1.425	1.100	615	590	49,65	3,67	14,36	34,78	22,00	299,33	8,89	13,08	1,29	1,02	0,56	0,60
12	BSDE	1.805	1.800	1.755	1.700	217,53	122,17	105,86	268,45	7,76	16,19	21,87	6,65	1,89	1,57	1,44	1,12
13	GGRM	60.700	55.000	63.900	83.800	2.790,19	3.344,78	3.470,26	4.029,78	21,67	16,44	20,04	22,32	3,66	2,78	3,27	4,04
14	ICBP	6.550	6.738	8.575	8.900	446,62	514,62	308,73	325,55	27,67	26,18	26,48	27,34	5,26	4,79	5,61	5,11

NO	KODE	HARGA SAHAM (Rp)				EPS (Rp)				PER (X)				PBV (X)			
		2014	2015	2016	2017	2014	2015	2016	2017	2014	2015	2016	2017	2014	2015	2016	2017
15	INCO	3.625	1.635	2.820	2.890	215,61	74,49	2,58	(20,82)	16,97	23,32	(230,18)	(138,80)	1,60	0,64	1,18	1,17
16	INDF	6.750	5.175	7.925	7.625	442,50	338,02	472,02	474,75	14,67	15,31	16,11	16,06	1,45	1,05	1,55	1,43
17	INTP	25.000	22.325	15.400	21.950	1.431,82	1.183,48	1.051,37	505,22	18,57	18,86	13,51	43,45	3,96	3,44	2,23	3,29
18	JSMR	7.034	5.213	4.320	6.400	206,39	213,14	243,97	273,91	34,16	24,51	18,04	23,37	4,20	2,87	2,26	2,53
19	KLBF	1.830	1.320	1.515	1.690	44,05	42,76	49,06	51,28	43,27	30,87	31,28	33,39	9,30	5,66	6,01	5,97
20	LPKR	1.020	1.035	720	488	135,85	44,38	53,18	37,13	16,76	44,61	18,75	13,52	1,44	1,26	0,76	0,43
21	LPPF	15.000	17.600	15.125	10.000	486,35	610,31	692,17	653,57	30,96	28,84	20,56	15,30	(241,68)	46,43	30,03	12,53
22	LSIP	1.890	1.320	1.740	1.420	134,36	91,36	87,04	111,90	13,84	14,45	32,70	12,69	1,84	1,23	1,61	1,19
23	MNCN	2.540	1.855	1.755	1.285	123,42	83,05	95,87	101,80	19,58	22,34	13,02	12,27	4,14	2,77	2,57	1,90
24	PGAS	6.000	2.745	2.700	1.750	370,78	242,58	168,67	80,00	15,09	12,02	15,61	21,87	4,24	1,60	1,62	0,98
25	PTBA	2.500	905	2.500	2.460	875,02	883,59	870,69	1.942,79	13,65	5,12	20,54	6,33	3,53	1,12	3,00	2,05
26	PTPP	3.398	3.683	3.810	2.640	109,88	174,62	185,72	278,05	44,75	25,35	31,26	11,26	8,06	3,67	4,12	1,15
27	PWON	515	496	565	685	52,23	26,20	34,69	38,89	14,14	18,93	15,55	17,62	4,57	2,53	2,56	2,58
28	SCMA	3.500	3.100	2.800	2.480	99,42	104,20	102,65	91,06	34,72	29,75	26,57	24,87	16,34	13,28	9,80	7,76
29	SMGR	16.200	11.400	9.175	9.900	938,35	762,28	762,30	339,54	17,63	14,96	13,94	29,16	4,09	2,46	1,91	1,93
30	SMRA	1.520	1.650	1.325	945	76,40	96,92	59,28	21,60	18,61	27,84	248,83	85,60	4,00	3,16	2,48	1,65

NO	KODE	HARGA SAHAM (Rp)				EPS (Rp)				PER (X)				PBV (X)			
		2014	2015	2016	2017	2014	2015	2016	2017	2014	2015	2016	2017	2014	2015	2016	2017
31	TLKM	2.865	3.105	3.980	4.440	145,22	153,66	171,93	219,69	18,92	20,21	20,42	20,21	3,57	3,35	4,23	3,99
32	UNTR	17.350	16.950	21.250	35.400	1.439,52	1.033,07	1.341,03	1.984,64	10,17	16,41	19,01	17,84	1,68	1,61	1,97	2,78
33	UNVR	32.300	37.000	38.800	55.900	752,10	766,95	837,57	918,03	45,65	48,24	46,74	60,89	45,03	58,48	46,67	82,44
34	WIKA	3.408	2.445	2.360	1.550	122,10	114,32	135,01	151,18	42,35	25,97	39,54	11,57	4,79	2,99	3,71	0,95
35	WSKT	1.433	1.670	2.550	2.210	51,85	77,18	133,58	309,54	84,55	21,63	27,78	7,73	5,90	2,34	2,14	1,32
JUMLAH		292.951	264.693	283.693	347.653	17.471	15.604	16.694	18.022	824	1.013	732	572	(69)	192	163	172
RATA-RATA		8.370,03	7.562,66	8.105,51	9.932,94	499,17	445,83	476,96	514,91	23,54	28,96	20,91	16,34	(1,98)	5,49	4,66	4,91

Sumber: www.idx.co.id, 2018 data sekunder yang diolah



Lampiran III : Data Laba Rugi dan Laba Setelah Pajak

NO	KODE	LABA RUGI				LABA SETELAH PAJAK			
		2014	2015	2016	2017	2014	2015	2016	2017
1	AALI	3.689.990	1.175.513	2.208.778	2.938.505	2.621.275	695.684	2.114.299	2.113.629
2	ADHI	599.557	746.091	612.622	957.282	331.661	465.025	315.107	517.060
3	ADRO	3.999.903	3.861.948	7.343.043	12.593.286	2.278.823	2.082.936	4.577.457	7.267.662
4	AKRA	993.344	1.317.021	1.118.547	1.156.230	790.564	1.083.847	1.046.852	1.001.315
5	ASII	27.352.000	19.630.000	22.253.000	29.196.000	22.125.000	15.613.000	18.302.000	23.165.000
6	BBCA	20.741.121	22.657.114	25.839.200	29.158.743	16.511.670	18.035.768	20.632.281	23.320.850
7	BBNI	13.524.310	11.466.148	14.302.905	17.165.387	10.829.379	9.140.532	11.410.196	13.770.592
8	BBRI	30.859.073	32.494.018	33.973.770	37.022.157	24.253.845	25.410.788	26.227.991	29.044.334
9	BBTN	1.579.327	2.541.886	3.330.084	3.861.555	1.145.572	1.850.907	2.618.905	3.027.466
10	BMRI	26.008.015	26.369.430	18.572.965	27.156.863	20.654.783	21.152.398	14.650.163	21.443.042
11	BMTR	1.917.547	614.618	1.412.175	2.026.069	1.290.008	283.439	786.540	1.054.125
12	BSDE	4.306.326	2.362.082	2.065.443	5.228.121	3.996.464	2.351.380	2.037.538	5.188.772
13	GGRM	7.205.845	8.635.275	8.931.136	10.436.512	5.395.293	6.452.834	6.672.682	7.755.347
14	ICBP	3.388.725	4.009.634	4.989.254	5.206.561	2.531.681	2.923.148	3.631.301	3.543.173

Sumber: www.idx.co.id, 2018 data sekunder yang diolah

NO	KODE	LABA RUGI				LABA SETELAH PAJAK			
		2014	2015	2016	2017	2014	2015	2016	2017
15	INCO	2.946.474	1.023.469	69.397	- 311.875	2.142.362	740.193	25.609	- 206.892
16	INDF	6.229.297	4.962.084	7.385.228	7.658.554	4.401.080	3.231.713	5.032.481	5.145.063
17	INTP	6.789.602	5.645.111	4.146.379	2.287.989	5.274.009	4.356.661	3.870.319	1.859.818
18	JSMR	1.821.974	2.068.304	2.649.679	3.250.452	1.215.332	1.319.200	1.803.054	2.093.656
19	KLBF	2.763.701	2.720.881	3.091.188	3.241.187	2.121.091	2.057.694	2.350.884	2.453.252
20	LPKR	3.694.979	1.284.830	1.557.747	1.167.129	3.135.216	1.024.121	1.227.374	856.984
21	LPPF	1.850.544	2.244.821	2.532.666	2.396.300	1.419.118	1.780.848	2.019.705	1.907.077
22	LSIP	1.188.931	827.882	778.561	1.006.236	916.695	623.309	592.769	763.423
23	MNCN	2.543.779	1.680.778	2.152.932	2.415.650	1.883.432	1.276.968	1.482.955	1.567.546
24	PGAS	12.171.927	6.495.006	5.172.660	3.733.152	9.298.043	5.903.238	4.146.133	2.002.178
25	PTBA	2.674.726	2.663.796	2.696.916	6.101.629	2.019.214	2.037.111	2.024.405	4.547.232
26	PTPP	919.445	1.287.534	1.703.610	1.792.262	532.065	845.563	1.151.432	1.723.853
27	PWON	2.859.306	1.425.142	1.731.764	2.071.692	2.599.141	1.400.554	1.780.255	2.024.627
28	SCMA	1.917.092	2.038.467	2.023.552	1.782.044	1.448.274	1.524.997	1.513.629	1.317.749
29	SMGR	7.090.766	5.850.923	5.084.622	2.746.546	5.573.577	4.525.441	4.535.037	2.043.026
30	SMRA	1.319.425	1.684.099	1.382.183	877.505	1.095.888	1.387.517	1.064.080	605.051
31	TLKM	28.784.000	31.342.000	38.189.999	42.659.000	21.446.000	23.317.000	29.172.999	32.701.000
32	UNTR	6.621.858	4.192.746	6.730.030	10.522.657	4.839.970	2.792.439	5.104.477	7.673.322
33	UNVR	7.676.722	7.829.490	8.571.885	9.371.661	5.738.523	5.851.805	6.390.672	7.004.562
34	WIKA	1.145.890	1.098.082	1.230.490	1.462.391	750.796	703.005	1.146.280	1.356.115
35	WSKT	755.602	1.398.004	2.155.589	4.620.646	501.213	1.047.591	1.813.069	4.201.572
JUMLAH		249.931.123	227.644.227	247.989.999	294.956.078	193.107.057	175.288.654	193.270.930	225.852.581
RATA-RATA		7.140.889	6.504.121	7.085.429	8.427.317	5.517.344	5.008.247	5.522.027	6.452.931

Lampiran IV : Data Beban Bunga dan Beban Pajak

NO	KODE	BEBAN BUNGA				BEBAN PAJAK			
		2014	2015	2016	2017	2014	2015	2016	2017
1	AALI	1.261.804	-	-	- 1.423	1.068.715	479.829	94.479	824.876
2	ADHI	125.327	-134.861	115.969	750.390	267.896	281.066	297.515	440.222
3	ADRO	2.091.648	716.019	552.193	302.039	1.721.080	1.779.012	2.765.586	5.325.624
4	AKRA	69.826	32.149	19.195	- 19.359	202.780	233.174	71.695	154.915
5	ASII	-	-	-	-	5.227.000	4.017.000	3.951.000	6.031.000
6	BBCA	11.744.562	11.217.072	10.346.736	11.941.465	4.229.451	4.621.346	5.206.919	5.837.893
7	BBNI	10.988.641	11.334.885	13.773.377	16.240.086	2.694.931	2.325.616	2.892.709	3.394.795
8	BBRI	23.679.803	27.154.270	28.576.716	29.893.805	6.605.228	7.083.230	7.745.779	7.977.823
9	BBTN	7.342.747	8.155.133	8.975.275	9.930.642	433.755	690.979	711.179	834.089
10	BMRI	23.505.518	26.207.024	24.884.519	27.174.371	5.353.232	5.217.032	3.922.802	5.713.821
11	BMTR	2.607.623	-	-	-	627.539	331.179	625.635	971.944
12	BSDE	- 8.170	232.949	651.912	328.862	309.862	10.702	27.905	39.349
13	GGRM	1.371.811	1.429.592	1.190.902	800.741	1.810.552	2.182.441	2.258.454	2.681.165
14	ICBP	-260.032	- 17.502	-125.086	15.185	857.044	1.086.486	1.357.953	1.663.388
15	INCO	155.624	145.441	122.711	105.742	804.112	283.276	43.788	- 104.983
16	INDF	979.435	2.400.811	899.779	1.088.948	1.828.217	1.730.371	2.352.747	2.513.491
17	INTP	- 814.609	- 588.181	- 501.784	- 413.144	1.515.593	1.288.450	276.060	428.171
18	JSMR	1.222.062	1.409.361	1.515.828	1.156.796	606.642	749.104	846.625	1.156.796
19	KLBF	-	-	-	-	642.610	663.187	740.304	787.935

20	LPKR	113.812	205.503	256.626	14.037	559.763	260.709	330.373	310.145
21	LPPF	233.368	92.827	1.245	- 19.637	431.426	463.973	512.961	489.223
22	LSIP	51.591	8.024	32.213	- 47.806	272.236	204.573	185.792	242.813
23	MNCN	-	-	-	-	660.347	403.810	669.977	848.104
24	PGAS	40.958	1.793.392	796.178	1.374.668	2.873.884	591.768	1.026.527	1.730.974
25	PTBA	- 364.528	- 249.456	-202.992	- 203.114	655.512	626.685	672.511	1.554.397
26	PTPP	337.257	309.630	264.589	266.778	387.380	441.971	552.178	68.409
27	PWON	-701.281	-	-	-	260.165	24.588	- 48.491	47.065
28	SCMA	- 221	- 23.918	- 20.210	- 9.932	468.818	513.470	509.923	464.295
29	SMGR	-	-	-	-	1.517.189	1.325.482	549.585	703.520
30	SMRA	27.712	174.939	409.214	532.430	223.537	296.582	318.103	272.454
31	TLKM	593.000	1.076.000	1.006.000	1.274.000	7.338.000	8.025.000	9.017.000	9.958.000
32	UNTR	-	-	-	-	1.781.888	1.400.307	1.625.553	2.849.335
33	UNVR	85.606	109.911	135.776	124.103	1.938.199	1.977.685	2.181.213	2.367.099
34	WIKA	255.029	415.824	-	-	395.094	395.077	84.210	106.276
35	WSKT	183.781	341.496	990.192	1.905.955	254.389	350.413	342.520	419.074
JUMLAH		86.919.704	93.948.334	94.667.073	104.506.628	56.824.066	52.355.573	54.719.069	69.103.497
RATA-RATA		2.483.420	2.684.238	2.704.774	2.985.904	1.623.545	1.495.874	1.563.402	1.974.386

Sumber: www.idx.co.id, 2018 data sekunder yang diolah

Lampiran V : Data Perhitungan NOPAT
(*Net Operating Profit After Tax*)

NO	KODE	NOPAT = (Laba Rugi + Beban Bunga) – Beban Pajak			
		2014	2015	2016	2017
1	AALI	3.883.079	695.684	2.114.299	2.112.206
2	ADHI	456.988	330.164	431.076	1.267.450
3	ADRO	4.370.471	2.798.955	5.129.650	7.569.701
4	AKRA	860.390	1.115.996	1.066.047	981.956
5	ASII	22.125.000	15.613.000	18.302.000	23.165.000
6	BBCA	28.256.232	29.252.840	30.979.017	35.262.315
7	BBNI	21.818.020	20.475.417	25.183.573	30.010.678
8	BBRI	47.933.648	52.565.058	54.804.707	58.938.139
9	BBTN	8.488.319	10.006.040	11.594.180	12.958.108
10	BMRI	44.160.301	47.359.422	39.534.682	48.617.413
11	BMTR	3.897.631	283.439	786.540	1.054.125
12	BSDE	3.988.294	2.584.329	2.689.450	5.517.634
13	GGRM	6.767.104	7.882.426	7.863.584	8.556.088
14	ICBP	2.271.649	2.905.646	3.506.215	3.558.358
15	INCO	2.297.986	885.634	148.320	-101.150
16	INDF	5.380.515	5.632.524	5.932.260	6.234.011
17	INTP	4.459.400	3.768.480	3.368.535	1.446.674
18	JSMR	2.437.394	2.728.561	3.318.882	3.250.452
19	KLBF	2.121.091	2.057.694	2.350.884	2.453.252
20	LPKR	3.249.028	1.229.624	1.484.000	871.021
21	LPPF	1.652.486	1.873.675	2.020.950	1.887.440
22	LSIP	968.286	631.333	624.982	715.617
23	MNCN	1.883.432	1.276.968	1.482.955	1.567.546
24	PGAS	9.339.001	7.696.630	4.942.311	3.376.846
25	PTBA	1.654.686	1.787.655	1.821.413	4.344.118
26	PTPP	869.322	1.155.193	1.416.021	1.990.631
27	PWON	1.897.860	1.400.554	1.780.255	2.024.627
28	SCMA	1.448.053	1.501.079	1.493.419	1.307.817
29	SMGR	5.573.577	4.525.441	4.535.037	2.043.026
30	SMRA	1.123.600	1.562.456	1.473.294	1.137.481
31	TLKM	22.039.000	24.393.000	30.178.999	33.975.000
32	UNTR	4.839.970	2.792.439	5.104.477	7.673.322
33	UNVR	5.824.129	5.961.716	6.526.448	7.128.665
34	WIKA	1.005.825	1.118.829	1.146.280	1.356.115
35	WSKT	684.994	1.389.087	2.803.261	6.107.527
JUMLAH		280.026.761	269.236.988	287.938.003	330.359.209
RATA-RATA		8.000.765	7.692.485	8.226.800	9.438.835

Sumber: www.idx.co.id, 2018 data sekunder yang diolah

Lampiran VI : Data Total Hutang dan Total Ekuitas

NO	KODE	TOTAL HUTANG				TOTAL EKUITAS			
		2014	2015	2016	2017	2014	2015	2016	2017
1	AALI	6.720.843	9.813.584	6.632.640	6.398.988	11.837.486	11.698.787	17.593.482	18.536.438
2	ADHI	8.707.338	11.598.932	14.652.656	22.463.031	1.751.543	5.162.132	5.442.780	5.869.917
3	ADRO	39.228.019	35.941.453	36.765.935	36.884.701	40.534.794	46.251.875	50.867.111	55.433.363
4	AKRA	8.830.735	7.916.954	7.756.420	7.793.559	5.961.183	7.286.175	8.074.320	9.029.649
5	ASII	115.705.000	118.902.000	121.949.000	139.317.000	120.324.000	126.533.000	139.906.000	156.329.000
6	BBCA	472.550.777	501.945.424	560.556.687	614.940.262	77.920.617	89.624.940	112.715.059	131.401.694
7	BBNI	341.148.654	412.727.677	492.701.125	584.086.818	61.021.308	78.438.222	89.254.000	100.903.304
8	BBRI	704.217.592	765.299.133	856.831.836	958.900.948	97.737.429	113.127.179	146.812.590	167.347.494
9	BBTN	1.323.329.458	157.947.485	195.037.943	239.701.833	12.252.895	13.860.107	19.130.536	21.663.434
10	BMRI	750.195.111	736.198.705	824.559.898	888.026.817	104.844.562	119.491.841	153.369.723	170.006.132
11	BMTR	9.490.686	11.197.567	10.712.447	13.568.375	15.874.525	15.294.612	13.911.984	14.126.359
12	BSDE	9.661.295	13.925.458	13.939.299	16.754.337	18.473.430	22.096.690	24.352.907	29.196.851
13	GGRM	24.991.880	25.497.504	23.387.406	24.572.266	33.228.720	38.007.909	39.564.228	42.187.664
14	ICBP	9.870.264	10.173.713	10.401.125	11.295.184	15.039.947	16.386.911	18.500.823	20.324.330
15	INCO	6.825.337	6.671.925	5.252.173	4.947.621	22.202.650	26.880.308	24.649.538	24.648.784
16	INDF	44.710.509	48.709.933	38.233.092	41.182.764	41.228.376	43.121.593	43.941.423	46.756.724
17	INTP	4.100.172	3.772.410	4.011.877	4.307.169	24.784.801	23.865.950	26.138.703	24.556.507
18	JSMR	20.432.952	24.356.318	37.161.483	60.833.333	11.424.996	12.368.664	16.338.840	18.359.440
19	KLBF	2.607.557	2.758.131	2.762.162	2.722.208	9.817.476	10.938.286	12.463.847	13.894.032
20	LPKR	20.114.772	22.409.794	23.528.544	26.911.822	17.646.449	18.916.765	22.075.139	29.860.294

21	LPPF	3.230.782	2.783.124	3.003.635	3.099.441	177.590	1.106.167	1.855.243	2.327.985
22	LSIP	1.436.312	1.510.814	1.813.104	1.622.216	7.218.834	7.337.978	7.645.984	8.122.165
23	MNCN	4.215.820	4.908.164	4.752.769	5.256.208	9.393.213	9.566.393	9.487.098	9.801.083
24	PGAS	40.447.177	50.892.302	49.228.962	42.083.016	36.848.736	44.305.239	42.594.718	43.176.296
25	PTBA	6.141.181	7.606.496	8.024.369	8.187.497	8.670.842	9.287.547	10.552.405	13.799.985
26	PTPP	12.221.595	14.009.740	20.436.609	27.539.670	2.390.270	5.119.072	10.796.158	14.243.110
27	PWON	8.487.672	9.323.066	9.654.448	10.567.228	8.283.071	9.455.056	11.019.694	12.791.490
28	SCMA	1.250.248	1.152.288	1.115.204	980.415	3.478.188	3.413.676	3.705.408	4.405.393
29	SMGR	9.312.214	10.712.321	13.652.505	18.524.451	25.002.452	27.440.798	30.574.391	30.439.052
30	SMRA	9.001.470	9.386.843	11.228.512	12.644.764	4.657.667	5.992.636	7.529.750	8.165.555
31	TLKM	54.770.000	72.745.000	74.067.000	86.354.000	86.125.000	93.428.000	105.544.000	112.130.000
32	UNTR	21.715.297	22.465.074	21.369.286	34.724.168	38.576.734	39.250.325	42.621.943	47.537.925
33	UNVR	9.681.888	10.902.585	12.041.437	13.733.025	4.598.782	4.827.360	4.704.258	5.173.388
34	WIKA	10.936.403	14.164.305	18.617.215	31.051.950	4.978.758	5.438.101	12.737.989	14.631.825
35	WSKT	9.693.211	20.604.904	44.651.963	75.140.936	2.848.830	9.704.207	16.773.219	22.754.825
JUMLAH		4.125.980.221	3.180.931.126	3.580.490.766	4.077.118.021	987.156.154	1.115.024.501	1.303.245.291	1.449.931.487
RATA-RATA		117.885.149	90.883.746	102.299.736	116.489.086	28.204.462	31.857.843	37.235.580	41.426.614

Sumber: www.idx.co.id, 2018 data sekunder yang diolah



Lampiran VII : Data Perhitungan Total Hutang + Total Ekuitas

NO	KODE	TOTAL HUTANG + TOTAL EKUITAS			
		2014	2015	2016	2017
1	AALI	18.558.329	21.512.371	24.226.122	24.935.426
2	ADHI	10.458.881	16.761.064	20.095.436	28.332.948
3	ADRO	79.762.813	82.193.328	87.633.046	92.318.064
4	AKRA	14.791.918	15.203.129	15.830.740	16.823.208
5	ASII	236.029.000	245.435.000	261.855.000	295.646.000
6	BBCA	550.471.394	591.570.364	673.271.746	746.341.956
7	BBNI	402.169.962	491.165.899	581.955.125	684.990.122
8	BBRI	801.955.021	878.426.312	1.003.644.426	1.126.248.442
9	BBTN	1.335.582.353	171.807.592	214.168.479	261.365.267
10	BMRI	855.039.673	855.690.546	977.929.621	1.058.032.949
11	BMTR	25.365.211	26.492.179	24.624.431	27.694.734
12	BSDE	28.134.725	36.022.148	38.292.206	45.951.188
13	GGRM	58.220.600	63.505.413	62.951.634	66.759.930
14	ICBP	24.910.211	26.560.624	28.901.948	31.619.514
15	INCO	29.027.987	33.552.233	29.901.711	29.596.405
16	INDF	85.938.885	91.831.526	82.174.515	87.939.488
17	INTP	28.884.973	27.638.360	30.150.580	28.863.676
18	JSMR	31.857.948	36.724.982	53.500.323	79.192.773
19	KLBF	12.425.033	13.696.417	15.226.009	16.616.240
20	LPKR	37.761.221	41.326.559	45.603.683	56.772.116
21	LPPF	3.408.372	3.889.291	4.858.878	5.427.426
22	LSIP	8.655.146	8.848.792	9.459.088	9.744.381
23	MNCN	13.609.033	14.474.557	14.239.867	15.057.291
24	PGAS	77.295.913	95.197.541	91.823.680	85.259.312
25	PTBA	14.812.023	16.894.043	18.576.774	21.987.482
26	PTPP	14.611.865	19.128.812	31.232.767	41.782.780
27	PWON	16.770.743	18.778.122	20.674.142	23.358.718
28	SCMA	4.728.436	4.565.964	4.820.612	5.385.808
29	SMGR	34.314.666	38.153.119	44.226.896	48.963.503
30	SMRA	13.659.137	15.379.479	18.758.262	20.810.319
31	TLKM	140.895.000	166.173.000	179.611.000	198.484.000
32	UNTR	60.292.031	61.715.399	63.991.229	82.262.093
33	UNVR	14.280.670	15.729.945	16.745.695	18.906.413
34	WIKA	15.915.161	19.602.406	31.355.204	45.683.775
35	WSKT	12.542.041	30.309.111	61.425.182	97.895.761
JUMLAH		5.113.136.375	4.295.955.627	4.883.736.057	5.527.049.508
RATA-RATA		146.089.611	122.741.589	139.535.316	157.915.700

Sumber: www.idx.co.id, 2018 data sekunder yang diolah

Lampiran VIII : Data Hutang Jangka Pendek dan Hutang Jangka Panjang

NO	KODE	HUTANG JANGKA PENDEK				HUTANG JANGKA PANJANG = TOTAL HUTANG – HUTANG JANGKA PENDEK			
		2014	2015	2016	2017	2014	2015	2016	2017
1	AALI	4.110.955	3.522.133	3.942.967	2.309.417	2.609.888	6.291.451	2.689.673	4.089.571
2	ADHI	4.767.420	4.923.213	6.489.310	8.372.701	3.939.918	6.675.719	8.163.346	14.090.330
3	ADRO	9.632.863	6.269.001	8.660.241	10.476.695	29.595.155	29.672.453	28.105.694	26.408.005
4	AKRA	6.183.756	4.871.402	5.815.708	5.429.491	2.646.978	3.045.552	1.940.713	2.364.068
5	ASII	73.523.000	76.242.000	89.079.000	98.722.000	42.182.000	42.660.000	32.870.000	40.595.000
6	BBCA	451.911.834	478.425.026	535.563.004	587.499.952	20.638.943	23.520.398	24.993.683	27.440.310
7	BBNI	302.984.243	358.934.334	425.339.036	504.511.156	38.164.411	53.793.343	67.362.089	79.575.662
8	BBRI	631.037.043	283.654.561	757.698.313	847.814.615	73.180.549	481.644.572	99.133.523	111.086.333
9	BBTN	107.765.206	129.429.868	163.640.452	197.919.224	1.215.564.252	28.517.617	31.397.491	41.782.609
10	BMRI	602.855.897	637.100.184	712.658.218	754.832.204	147.339.214	99.098.521	111.901.680	133.194.613
11	BMTR	2.563.631	6.467.083	7.338.634	4.294.191	6.927.055	4.730.484	3.373.813	9.274.184
12	BSDE	158.055	316.601	261.224	1.767.641	9.503.240	13.608.857	13.678.075	14.986.696
13	GGRM	23.783.134	24.045.086	21.638.565	22.611.042	1.208.746	1.452.418	1.748.841	1.961.224
14	ICBP	6.230.997	6.002.344	6.469.785	6.827.588	3.639.267	4.171.369	3.931.340	4.467.596
15	INCO	2.591.538	2.176.550	1.773.404	1.751.756	4.233.799	4.495.375	3.478.769	3.195.865
16	INDF	22.681.686	25.107.538	19.219.441	21.637.763	22.028.823	23.602.395	19.013.651	19.545.001
17	INTP	3.260.559	2.687.743	3.187.742	3.479.024	839.613	1.084.667	824.135	828.145
18	JSMR	4.312.917	7.743.787	18.626.989	24.997.940	16.120.035	16.612.531	18.534.494	35.835.393
19	KLBF	2.385.920	2.365.880	2.317.162	2.227.336	221.637	392.251	445.000	494.872
20	LPKR	395.134	782.916	818.572	1.112.069	19.719.638	21.626.878	22.709.972	25.799.753
21	LPPF	2.518.521	2.439.014	2.588.354	2.610.824	712.261	344.110	415.281	488.617
22	LSIP	748.076	571.162	780.627	416.258	688.236	939.652	1.032.477	1.205.958

23	MNCN	892.276	1.039.805	4.198.739	1.459.288	3.323.544	3.868.359	554.030	3.796.920
24	PGAS	13.562.910	9.780.912	10.955.337	6.322.324	26.884.267	41.111.390	38.273.625	35.760.692
25	PTBA	3.574.129	4.922.733	5.042.747	4.513.226	2.567.052	2.683.763	2.981.622	3.674.271
26	PTPP	7.021.633	7.877.792	10.237.242	14.506.169	5.199.962	6.131.948	10.199.367	13.033.501
27	PWON	3.913.147	4.423.678	4.618.262	4.913.178	4.574.525	4.899.388	5.036.186	5.654.050
28	SCMA	819.158	860.470	990.468	743.336	431.090	291.818	124.736	237.079
29	SMGR	5.273.269	6.599.190	8.151.673	8.803.577	4.038.945	4.113.131	5.500.832	9.720.874
30	SMRA	63.235	64.656	63.007	57.614	8.938.235	9.322.187	11.165.505	12.587.150
31	TLKM	31.786.000	35.413.000	39.762.000	45.376.000	22.984.000	37.332.000	34.305.000	40.978.000
32	UNTR	16.297.816	18.280.285	18.355.948	28.376.562	5.417.481	4.184.789	3.013.338	6.347.606
33	UNVR	8.864.832	10.127.542	10.878.074	12.532.304	817.056	775.043	1.163.363	1.200.721
34	WIKA	3.902.807	4.323.398	4.527.435	8.924.986	7.033.596	9.840.907	14.089.780	22.126.964
35	WSKT	2.571.795	5.472.021	7.361.695	14.098.182	7.121.416	15.132.883	37.290.268	61.042.754
JUMLAH		2.364.945.392	2.173.262.908	2.919.049.375	3.262.247.633	1.761.034.827	1.007.668.219	661.441.392	814.870.387
RATA-RATA		67.569.868	62.093.226	83.401.411	93.207.075	50.315.281	28.790.521	18.898.325	23.282.011

Sumber: www.idx.co.id, 2018 data sekunder yang diolah



Lampiran IX : Data Perhitungan Invested Capital

NO	KODE	INVESTED CAPITAL = (TOTAL HUTANG + TOTAL EKUITAS) – HUTANG JANGKA PENDEK			
		2014	2015	2016	2017
1	AALI	14.447.374	17.990.238	20.283.155	22.626.009
2	ADHI	5.691.461	11.837.851	13.606.126	19.960.247
3	ADRO	70.129.950	75.924.327	78.972.805	81.841.369
4	AKRA	8.608.162	10.331.727	10.015.032	11.393.717
5	ASII	162.506.000	169.193.000	172.776.000	196.924.000
6	BBCA	98.559.560	113.145.338	137.708.742	158.842.004
7	BBNI	99.185.719	132.231.565	156.616.089	180.478.966
8	BBRI	170.917.978	594.771.751	245.946.113	278.433.827
9	BBTN	1.227.817.147	42.377.724	50.528.027	63.446.043
10	BMRI	252.183.776	218.590.362	265.271.403	303.200.745
11	BMTR	22.801.580	20.025.096	17.285.797	23.400.543
12	BSDE	27.976.670	35.705.547	38.030.982	44.183.547
13	GGRM	34.437.466	39.460.327	41.313.069	44.148.888
14	ICBP	18.679.214	20.558.280	22.432.163	24.791.926
15	INCO	26.436.449	31.375.683	28.128.307	27.844.649
16	INDF	63.257.199	66.723.988	62.955.074	66.301.725
17	INTP	25.624.414	24.950.617	26.962.838	25.384.652
18	JSMR	27.545.031	28.981.195	34.873.334	54.194.833
19	KLBF	10.039.113	11.330.537	12.908.847	14.388.904
20	LPKR	37.366.087	40.543.643	44.785.111	55.660.047
21	LPPF	889.851	1.450.277	2.270.524	2.816.602
22	LSIP	7.907.070	8.277.630	8.678.461	9.328.123
23	MNCN	12.716.757	13.434.752	10.041.128	13.598.003
24	PGAS	63.733.003	85.416.629	80.868.343	78.936.988
25	PTBA	11.237.894	11.971.310	13.534.027	17.474.256
26	PTPP	7.590.232	11.251.020	20.995.525	27.276.611
27	PWON	12.857.596	14.354.444	16.055.880	18.445.540
28	SCMA	3.909.278	3.705.494	3.830.144	4.642.472
29	SMGR	29.041.397	31.553.929	36.075.223	40.159.926
30	SMRA	13.595.902	15.314.823	18.695.255	20.752.705
31	TLKM	109.109.000	130.760.000	139.849.000	153.108.000
32	UNTR	43.994.215	43.435.114	45.635.281	53.885.531
33	UNVR	5.415.838	5.602.403	5.867.621	6.374.109
34	WIKA	12.012.354	15.279.008	26.827.769	36.758.789
35	WSKT	9.970.246	24.837.090	54.063.487	83.797.579
JUMLAH		2.748.190.983	2.122.692.719	1.964.686.682	2.264.801.875
RATA-RATA		78.519.742	60.648.363	56.133.905	64.708.625

Sumber: www.idx.co.id, 2018 data sekunder yang diolah.

Lampiran X : Data Perhitungan Tingkat Modal (D), Cost Of Debt (rd)

NO	KODE	TINGKAT MODAL (D) % = TOTAL HUTANG / (TOTAL HUTANG + TOTAL EKUITAS) x 100 %				rd = BEBAN BUNGA / TOTAL HUTANG JANGKA PANJANG x 100 %				= D x rd			
		2014	2015	2016	2017	2014	2015	2016	2017	2014	2015	2016	2017
1	AALI	0.3621	0.4562	0.2738	0.2566	0.4835	-	-	-0.0003	0.1751	-	-	-0.0001
2	ADHI	0.8325	0.6920	0.7292	0.7928	0.0318	-0.0202	0.0142	0.0533	0.0265	- 0.0140	0.0104	0.0422
3	ADRO	0.4918	0.4373	0.4195	0.3995	0.0707	0.0241	0.0196	0.0114	0.0348	0.0106	0.0082	0.0046
4	AKRA	0.5970	0.5207	0.4900	0.4633	0.0264	0.0106	0.0099	- 0.0082	0.0157	0.0055	0.0048	- 0.0038
5	ASII	0.4902	0.4845	0.4657	0.4712	-	-	-	-	-	-	-	-
6	BBCA	0.8584	0.8485	0.8326	0.8239	0.5690	0.4769	0.4140	0.4352	0.4885	0.4047	0.3447	0.3586
7	BBNI	0.8483	0.8403	0.8466	0.8527	0.2879	0.2107	0.2045	0.2041	0.2442	0.1771	0.1731	0.1740
8	BBRI	0.8781	0.8712	0.8537	0.8514	0.3236	0.0564	0.2883	0.2691	0.2841	0.0491	0.2461	0.2291
9	BBTN	0.9908	0.9193	0.9107	0.9171	0.0060	0.2860	0.2859	0.2377	0.0060	0.2629	0.2603	0.2180
10	BMRI	0.8774	0.8604	0.8432	0.8393	0.1595	0.2645	0.2224	0.2040	0.1400	0.2275	0.1875	0.1712
11	BMTR	0.3742	0.4227	0.4350	0.4899	0.3764	-	-	-	0.1408	-	-	-
12	BSDE	0.3434	0.3866	0.3640	0.3646	-0.0009	0.0171	0.0477	0.0219	-0.0003	0.0066	0.0173	0.0080
13	GGRM	0.4293	0.4015	0.3715	0.3681	1.1349	0.9843	0.6810	0.4083	0.4872	0.3952	0.2530	0.1503
14	ICBP	0.3962	0.3830	0.3599	0.3572	- 0.0715	-0.0042	-0.0318	0.0034	- 0.0283	-0.0016	-0.0115	0.0012
15	INCO	0.2351	0.1989	0.1756	0.1672	0.0368	0.0324	0.0353	0.0331	0.0086	0.0064	0.0062	0.0055
16	INDF	0.5203	0.5304	0.4653	0.4683	0.0445	0.1017	0.0473	0.0557	0.0231	0.0540	0.0220	0.0261
17	INTP	0.1419	0.1365	0.1331	0.1492	- 0.9702	-0.5423	- 0.6089	- 0.4989	-0.1377	-0.0740	- 0.0810	-0.0744
18	JSMR	0.6414	0.6632	0.6946	0.7682	0.0758	0.0848	0.0818	0.0323	0.0486	0.0563	0.0568	0.0248
19	KLBF	0.2099	0.2014	0.1814	0.1638	-	-	-	-	-	-	-	-

20	LPKR	0.5327	0.5423	0.5159	0.4740	0.0058	0.0095	0.0113	0.0005	0.0031	0.0052	0.0058	0.0003
21	LPPF	0.9479	0.7156	0.6182	0.5711	0.3276	0.2698	0.0030	- 0.0402	0.3106	0.1930	0.0019	- 0.0230
22	LSIP	0.1659	0.1707	0.1917	0.1665	0.0750	0.0085	0.0312	- 0.0396	0.0124	0.0015	0.0060	- 0.0066
23	MNCN	0.3098	0.3391	0.3338	0.3491	-	-	-	-	-	-	-	-
24	PGAS	0.5233	0.5346	0.5361	0.4936	0.0015	0.0436	0.0208	0.0384	0.0008	0.0233	0.0112	0.0190
25	PTBA	0.4146	0.4502	0.4320	0.3724	- 0.1420	- 0.0930	- 0.0681	- 0.0553	- 0.0589	- 0.0419	- 0.0294	- 0.0206
26	PTPP	0.8364	0.7324	0.6543	0.6591	0.0649	0.0505	0.0259	0.0205	0.0542	0.0370	0.0170	0.0135
27	PWON	0.5061	0.4965	0.4670	0.4524	- 0.1533	-	-	-	- 0.0776	-	-	-
28	SCMA	0.2644	0.2524	0.2313	0.1820	- 0.0005	- 0.0820	- 0.1620	- 0.0419	- 0.0001	- 0.0207	- 0.0375	- 0.0076
29	SMGR	0.2714	0.2808	0.3087	0.3783	-	-	-	-	-	-	-	-
30	SMRA	0.6590	0.6103	0.5986	0.6076	0.0031	0.0188	0.0366	0.0423	0.0020	0.0115	0.0219	0.0257
31	TLKM	0.3887	0.4378	0.4124	0.4351	0.0258	0.0288	0.0293	0.0311	0.0100	0.0126	0.0121	0.0135
32	UNTR	0.3602	0.3640	0.3339	0.4221	-	-	-	-	-	-	-	-
33	UNVR	0.6780	0.6931	0.7191	0.7264	0.1048	0.1418	0.1167	0.1034	0.0710	0.0983	0.0839	0.0751
34	WIKA	0.6872	0.7226	0.5938	0.6797	0.0363	0.0423	-	-	0.0249	0.0305	-	-
35	WSKT	0.7729	0.6798	0.7269	0.7676	0.0258	0.0226	0.0266	0.0312	0.0199	0.0153	0.0193	0.0240
	JUMLAH	18.8368	18.2767	17.5190	17.7014	2.9590	2.4440	1.7824	1.5525	2.3295	1.9318	1.6102	1.4485
	RATA-RATA	0.5382	0.5222	0.5005	0.5058	0.0845	0.0698	0.0509	0.0444	0.0666	0.0552	0.0460	0.0414

Sumber: www.idx.co.id, 2018 data sekunder yang diolah



Lampiran XI : Data Perhitungan Tingkat Modal/Ekuitas (E), *Cost Of Equity* (re)

NO	KODE	E =TOTAL EKUITAS / (TOTAL HUTANG + TOTAL EKUITAS) x 100 %				re = (LABA SETELAH PAJAK / TOTAL EKUITAS) x 100 %				= E x re			
		2014	2015	2016	2017	2014	2015	2016	2017	2014	2015	2016	2017
1	AALI	0.6379	0.5438	0.7262	0.7434	0.2214	0.0595	0.1202	0.1140	0.1412	0.0323	0.0873	0.0848
2	ADHI	0.1675	0.3080	0.2708	0.2072	0.1894	0.0901	0.0579	0.0881	0.0317	0.0277	0.0157	0.0182
3	ADRO	0.5082	0.5627	0.5805	0.6005	0.0562	0.0450	0.0900	0.1311	0.0286	0.0253	0.0522	0.0787
4	AKRA	0.4030	0.4793	0.5100	0.5367	0.1326	0.1488	0.1297	0.1109	0.0534	0.0713	0.0661	0.0595
5	ASII	0.5098	0.5155	0.5343	0.5288	0.1839	0.1234	0.1308	0.1482	0.0937	0.0636	0.0699	0.0784
6	BBCA	0.1416	0.1515	0.1674	0.1761	0.2119	0.2012	0.1830	0.1775	0.0300	0.0305	0.0306	0.0312
7	BBNI	0.1517	0.1597	0.1534	0.1473	0.1775	0.1165	0.1278	0.1365	0.0269	0.0186	0.0196	0.0201
8	BBRI	0.1219	0.1288	0.1463	0.1486	0.2482	0.2246	0.1786	0.1736	0.0302	0.0289	0.0261	0.0258
9	BBTN	0.0092	0.0807	0.0893	0.0829	0.0935	0.1335	0.1369	0.1398	0.0009	0.0108	0.0122	0.0116
10	BMRI	0.1226	0.1396	0.1568	0.1607	0.1970	0.1770	0.0955	0.1261	0.0242	0.0247	0.0150	0.0203
11	BMTR	0.6258	0.5773	0.5650	0.5101	0.0813	0.0185	0.0565	0.0746	0.0509	0.0107	0.0319	0.0381
12	BSDE	0.6566	0.6134	0.6360	0.6354	0.2163	0.1064	0.0837	0.1777	0.1420	0.0653	0.0532	0.1129
13	GGRM	0.5707	0.5985	0.6285	0.6319	0.1624	0.1698	0.1687	0.1838	0.0927	0.1016	0.1060	0.1162
14	ICBP	0.6038	0.6170	0.6401	0.6428	0.1683	0.1784	0.1963	0.1743	0.1016	0.1101	0.1256	0.1121
15	INCO	0.7649	0.8011	0.8244	0.8328	0.0965	0.0275	0.0010	- 0.0084	0.0738	0.0221	0.0009	-0.0070
16	INDF	0.4797	0.4696	0.5347	0.5317	0.1067	0.0749	0.1145	0.1100	0.0512	0.0352	0.0612	0.0585
17	INTP	0.8581	0.8635	0.8669	0.8508	0.2128	0.1825	0.1481	0.0757	0.1826	0.1576	0.1284	0.0644
18	JSMR	0.3586	0.3368	0.3054	0.2318	0.1064	0.1067	0.1104	0.1140	0.0381	0.0359	0.0337	0.0264
19	KLBF	0.7901	0.7986	0.8186	0.8362	0.2161	0.1881	0.1886	0.1766	0.1707	0.1502	0.1544	0.1476

20	LPKR	0.4673	0.4577	0.4841	0.5260	0.1777	0.0541	0.0556	0.0287	0.0830	0.0248	0.0269	0.0151
21	LPPF	0.0521	0.2844	0.3818	0.4289	7.9910	1.6099	1.0886	0.8192	0.4164	0.4579	0.4157	0.3514
22	LSIP	0.8341	0.8293	0.8083	0.8335	0.1270	0.0849	0.0775	0.0940	0.1059	0.0704	0.0627	0.0783
23	MNCN	0.6902	0.6609	0.6662	0.6509	0.2005	0.1335	0.1563	0.1599	0.1384	0.0882	0.1041	0.1041
24	PGAS	0.4767	0.4654	0.4639	0.5064	0.2523	0.1332	0.0973	0.0464	0.1203	0.0620	0.0452	0.0235
25	PTBA	0.5854	0.5498	0.5680	0.6276	0.2329	0.2193	0.1918	0.3295	0.1363	0.1206	0.1090	0.2068
26	PTPP	0.1636	0.2676	0.3457	0.3409	0.2226	0.1652	0.1067	0.1210	0.0364	0.0442	0.0369	0.0413
27	PWON	0.4939	0.5035	0.5330	0.5476	0.3138	0.1481	0.1616	0.1583	0.1550	0.0746	0.0861	0.0867
28	SCMA	0.7356	0.7476	0.7687	0.8180	0.4164	0.4467	0.4085	0.2991	0.3063	0.3340	0.3140	0.2447
29	SMGR	0.7286	0.7192	0.6913	0.6217	0.2229	0.1649	0.1483	0.0671	0.1624	0.1186	0.1025	0.0417
30	SMRA	0.3410	0.3897	0.4014	0.3924	0.2353	0.2315	0.1413	0.0741	0.0802	0.0902	0.0567	0.0291
31	TLKM	0.6113	0.5622	0.5876	0.5649	0.2490	0.2496	0.2764	0.2916	0.1522	0.1403	0.1624	0.1648
32	UNTR	0.6398	0.6360	0.6661	0.5779	0.1255	0.0711	0.1198	0.1614	0.0803	0.0452	0.0798	0.0933
33	UNVR	0.3220	0.3069	0.2809	0.2736	1.2478	1.2122	1.3585	1.3540	0.4018	0.3720	0.3816	0.3705
34	WIKA	0.3128	0.2774	0.4062	0.3203	0.1508	0.1293	0.0900	0.0927	0.0472	0.0359	0.0366	0.0297
35	WSKT	0.2271	0.3202	0.2731	0.2324	0.1759	0.1080	0.1081	0.1846	0.0400	0.0346	0.0295	0.0429
JUMLAH		16.1632	16.7233	17.4810	17.2986	15.4197	7.5343	6.9046	6.7059	3.8267	3.1361	3.1398	3.0216
RATA-RATA		0.4618	0.4778	0.4995	0.4942	0.4406	0.2153	0.1973	0.1916	0.1093	0.0896	0.0897	0.0863

Sumber: www.idx.co.id, 2018 data sekunder yang diolah



Lampiran XII : Data Perhitungan Tingkat Pajak (Tax), *Weighted Average Cost of Capital* (WACC)

NO	KODE	Tax = BEBAN PAJAK / LABA BERSIH SEBELUM PAJAK x 100 %				1	1-tax				WACC = [(D x rd)(1-Tax) + (E x re)]			
		2014	2015	2016	2017		2014	2015	2016	2017	2014	2015	2016	2017
1	AALI	0.2896	0.4082	0.0428	0.2807	1	0.7104	0.5918	0.9572	0.7193	0.27	0.03	0.09	0.08
2	ADHI	0.4468	0.3767	0.4856	0.4599	1	0.5532	0.6233	0.5144	0.5401	0.05	0.02	0.02	0.04
3	ADRO	0.4303	0.4607	0.3766	0.4229	1	0.5697	0.5393	0.6234	0.5771	0.05	0.03	0.06	0.08
4	AKRA	0.2041	0.1770	0.0641	0.1340	1	0.7959	0.8230	0.9359	0.8660	0.07	0.08	0.07	0.06
5	ASII	0.1911	0.2046	0.1775	0.2066	1	0.8089	0.7954	0.8225	0.7934	0.09	0.06	0.07	0.08
6	BBCA	0.2039	0.2040	0.2015	0.2002	1	0.7961	0.7960	0.7985	0.7998	0.42	0.35	0.31	0.32
7	BBNI	0.1993	0.2028	0.2022	0.1978	1	0.8007	0.7972	0.7978	0.8022	0.22	0.16	0.16	0.16
8	BBRI	0.2140	0.2180	0.2280	0.2155	1	0.7860	0.7820	0.7720	0.7845	0.25	0.07	0.22	0.21
9	BBTN	0.2746	0.2718	0.2136	0.2160	1	0.7254	0.7282	0.7864	0.7840	0.01	0.20	0.22	0.18
10	BMRI	0.2058	0.1978	0.2112	0.2104	1	0.7942	0.8022	0.7888	0.7896	0.14	0.21	0.16	0.16
11	BMTR	0.3273	0.5388	0.4430	0.4797	1	0.6727	0.4612	0.5570	0.5203	0.15	0.01	0.03	0.04
12	BSDE	0.0720	0.0045	0.0135	0.0075	1	0.9280	0.9955	0.9865	0.9925	0.14	0.07	0.07	0.12
13	GGRM	0.2513	0.2527	0.2529	0.2569	1	0.7487	0.7473	0.7471	0.7431	0.46	0.40	0.30	0.23
14	ICBP	0.2529	0.2710	0.2722	0.3195	1	0.7471	0.7290	0.7278	0.6805	0.08	0.11	0.12	0.11
15	INCO	0.2729	0.2768	0.6310	0.3366	1	0.7271	0.7232	0.3690	0.6634	0.08	0.03	0.00	0.00
16	INDF	0.2935	0.3487	0.3186	0.3282	1	0.7065	0.6513	0.6814	0.6718	0.07	0.07	0.08	0.08
17	INTP	0.2232	0.2282	0.0666	0.1871	1	0.7768	0.7718	0.9334	0.8129	0.08	0.10	0.05	0.00
18	JSMR	0.3330	0.3622	0.3195	0.3559	1	0.6670	0.6378	0.6805	0.6441	0.07	0.07	0.07	0.04
19	KLBF	0.2325	0.2437	0.2395	0.2431	1	0.7675	0.7563	0.7605	0.7569	0.17	0.15	0.15	0.15
20	LPKR	0.1515	0.2029	0.2121	0.2657	1	0.8485	0.7971	0.7879	0.7343	0.09	0.03	0.03	0.02

21	LPPF	0.2331	0.2067	0.2025	0.2042	1	0.7669	0.7933	0.7975	0.7958	0.65	0.61	0.42	0.33
22	LSIP	0.2290	0.2471	0.2386	0.2413	1	0.7710	0.7529	0.7614	0.7587	0.12	0.07	0.07	0.07
23	MNCN	0.2596	0.2403	0.3112	0.3511	1	0.7404	0.7597	0.6888	0.6489	0.14	0.09	0.10	0.10
24	PGAS	0.2361	0.0911	0.1985	0.4637	1	0.7639	0.9089	0.8015	0.5363	0.12	0.08	0.05	0.03
25	PTBA	0.2451	0.2353	0.2494	0.2548	1	0.7549	0.7647	0.7506	0.7452	0.09	0.09	0.09	0.19
26	PTPP	0.4213	0.3433	0.3241	0.0382	1	0.5787	0.6567	0.6759	0.9618	0.07	0.07	0.05	0.05
27	PWON	0.0910	0.0173	0.0280	0.0227	1	0.9090	0.9827	1.0280	0.9773	0.08	0.07	0.09	0.09
28	SCMA	0.2445	0.2519	0.2520	0.2605	1	0.7555	0.7481	0.7480	0.7395	0.31	0.32	0.29	0.24
29	SMGR	0.2140	0.2265	0.1081	0.2561	1	0.7860	0.7735	0.8919	0.7439	0.16	0.12	0.10	0.04
30	SMRA	0.1694	0.1761	0.2301	0.3105	1	0.8306	0.8239	0.7699	0.6895	0.08	0.10	0.07	0.05
31	TLKM	0.2549	0.2560	0.2361	0.2334	1	0.7451	0.7440	0.7639	0.7666	0.16	0.15	0.17	0.18
32	UNTR	0.2691	0.3340	0.2415	0.2708	1	0.7309	0.6660	0.7585	0.7292	0.08	0.05	0.08	0.09
33	UNVR	0.2525	0.2526	0.2545	0.2526	1	0.7475	0.7474	0.7455	0.7474	0.45	0.45	0.44	0.43
34	WIKA	0.3448	0.3598	0.0684	0.0727	1	0.6552	0.6402	0.9316	0.9273	0.06	0.06	0.04	0.03
35	WSKT	0.3367	0.2507	0.1589	0.0907	1	0.6633	0.7493	0.8411	0.9093	0.05	0.05	0.05	0.06
JUMLAH		8.8707	8.9399	8.0180	8.6474	35	26.1293	26.0601	26.9820	26.3526	5.57	4.61	4.37	4.14
RATA- RATA		0.2534	0.2554	0.2291	0.2471	1	0.7466	0.7446	0.7709	0.7529	1.86	0.13	0.12	0.12

Sumber: www.idx.co.id, 2018 data sekunder yang diolah



Lampiran XIII : Data Perhitungan *Capital Charges*

NO	KODE	Capital Charges = WACC x <i>Invested Capital</i>			
		2014	2015	2016	2017
1	AALI	3.837.553	581.782	1.770.182	1.916.420
2	ADHI	263.858	225.285	285.844	819.471
3	ADRO	3.392.377	2.356.164	4.530.884	6.658.725
4	AKRA	567.960	783.298	707.694	640.721
5	ASII	15.233.066	10.762.973	12.075.944	15.429.752
6	BBCA	41.284.739	39.895.718	42.119.424	50.515.017
7	BBNI	22.068.814	21.125.169	24.699.107	28.823.950
8	BBRI	43.339.368	40.050.926	53.154.340	57.227.843
9	BBTN	6.383.565	8.569.034	10.962.459	11.577.348
10	BMRI	34.124.911	45.298.508	43.207.644	47.140.494
11	BMTR	3.320.190	214.248	552.133	890.678
12	BSDE	3.966.348	2.565.916	2.674.554	5.340.018
13	GGRM	15.752.851	15.662.719	12.187.817	10.058.821
14	ICBP	1.503.321	2.238.469	2.631.476	2.798.582
15	INCO	2.117.227	838.163	88.403	- 92.477
16	INDF	4.273.306	4.692.786	4.799.999	5.041.281
17	INTP	1.937.412	2.507.763	1.422.137	99.536
18	JSMR	1.944.182	2.081.073	2.523.369	2.298.380
19	KLBF	1.713.788	1.702.254	1.993.116	2.124.404
20	LPKR	3.199.884	1.171.237	1.411.071	850.738
21	LPPF	582.434	886.153	947.151	938.246
22	LSIP	913.303	592.163	583.365	684.106
23	MNCN	1.759.945	1.185.235	1.045.694	1.415.626
24	PGAS	7.705.352	7.107.195	4.374.375	2.656.984
25	PTBA	1.032.495	1.060.381	1.176.110	3.345.784
26	PTPP	514.659	770.590	1.014.899	1.479.313
27	PWON	1.085.879	1.070.617	1.382.575	1.598.775
28	SCMA	1.196.974	1.180.267	1.095.245	1.109.697
29	SMGR	4.717.064	3.742.694	3.699.162	1.675.692
30	SMRA	1.113.887	1.526.204	1.376.255	971.153
31	TLKM	17.423.096	19.575.356	24.006.609	26.812.667
32	UNTR	3.531.655	1.965.310	3.640.253	5.026.386
33	UNVR	2.463.869	2.495.763	2.606.391	2.719.187
34	WIKA	762.784	846.616	980.767	1.091.178
35	WSKT	530.345	1.143.984	2.473.525	5.422.625
JUMLAH		255.558.460	248.472.015	274.199.972	307.107.121
RATA-RATA		7.301.670	7.099.200	70.672	8.774.489

Sumber: www.idx.co.id, 2018 data sekunder yang diolah

Lampiran XIV : Data Perhitungan *Economic Value Added* (EVA)

NO	KODE	EVA = NOPAT – <i>Capital Charges</i>			
		2014	2015	2016	2017
1	AALI	45.526	113.902	344.117	195.786
2	ADHI	193.130	104.879	145.232	447.979
3	ADRO	978.094	442.791	598.766	910.976
4	AKRA	292.430	332.698	358.353	341.235
5	ASII	6.891.934	4.850.027	6.226.056	7.735.248
6	BBCA	-13.028.507	-10.642.878	-11.140.407	-15.252.702
7	BBNI	- 250.794	- 649.752	484.466	1.186.728
8	BBRI	4.594.280	12.514.132	1.650.367	1.710.296
9	BBTN	2.104.754	1.437.006	631.721	1.380.760
10	BMRI	10.035.390	2.060.914	-3.672.962	1.476.919
11	BMTR	577.441	69.191	234.407	163.447
12	BSDE	21.946	18.413	14.896	177.616
13	GGRM	-8.985.747	-7.780.293	-4.324.233	- 1.502.733
14	ICBP	768.328	667.177	874.739	759.776
15	INCO	180.759	47.471	59.917	- 8.673
16	INDF	1.107.209	939.738	1.132.261	1.192.730
17	INTP	2.521.988	1.260.717	1.946.398	1.347.138
18	JSMR	493.212	647.488	795.513	952.072
19	KLBF	407.303	355.440	357.768	328.848
20	LPKR	49.144	58.387	72.929	20.283
21	LPPF	1.070.052	987.522	1.073.799	949.194
22	LSIP	54.983	39.170	41.617	31.511
23	MNCN	123.487	91.733	437.261	151.920
24	PGAS	1.633.649	589.435	567.936	719.862
25	PTBA	622.191	727.274	645.303	998.334
26	PTPP	354.663	384.603	401.122	511.318
27	PWON	811.981	329.937	397.680	425.852
28	SCMA	251.079	320.812	398.174	198.120
29	SMGR	856.513	782.747	835.875	367.334
30	SMRA	9.713	36.252	97.039	166.328
31	TLKM	4.615.904	4.817.644	6.172.390	7.162.333
32	UNTR	1.308.315	827.129	1.464.224	2.646.936
33	UNVR	3.360.260	3.465.953	3.920.057	4.409.478
34	WIKA	243.041	272.213	165.513	264.937
35	WSKT	154.649	245.103	329.736	684.902
	JUMLAH	24.468.301	20.764.973	13.738.031	23.252.088
	RATA-RATA	699.094	593.285	392.515	664.345

Sumber: www.idx.co.id, 2018 data sekunder yang diolah

Lampiran XV : Hasil Uji SPSS

Descriptive Statistics

	N	Minimum	Maximum	Mean	Std. Deviation
EPS	140	-20.82	4029.78	484.2160	650.18102
PER	140	-230.18	299.33	22.4384	41.61027
PBV	140	-241.68	82.44	3.2689	23.42952
EVA	140	-15252701.94	12514132.16	587309.9446	3268451.17619
Harga Saham	140	488	83800	8492.79	13228.713
Valid N (listwise)	140				

One-Sample Kolmogorov-Smirnov Test

		Unstandardized Residual
N		140
Normal Parameters ^{a,b}	Mean	0E-7
	Std. Deviation	6632.89867272
	Absolute	.238
Most Extreme Differences	Positive	.238
	Negative	-.199
Kolmogorov-Smirnov Z		2.811
Asymp. Sig. (2-tailed)		.000

a. Test distribution is Normal.

b. Calculated from data.

One-Sample Kolmogorov-Smirnov Test

		Unstandardized Residual
N		140
Normal Parameters ^{a,b}	Mean	0E-7
	Std. Deviation	.35563127
	Absolute	.059
Most Extreme Differences	Positive	.047
	Negative	-.059
Kolmogorov-Smirnov Z		.704
Asymp. Sig. (2-tailed)		.705

a. Test distribution is Normal.

b. Calculated from data.

Uji Multikolonieritas

Coefficients^a

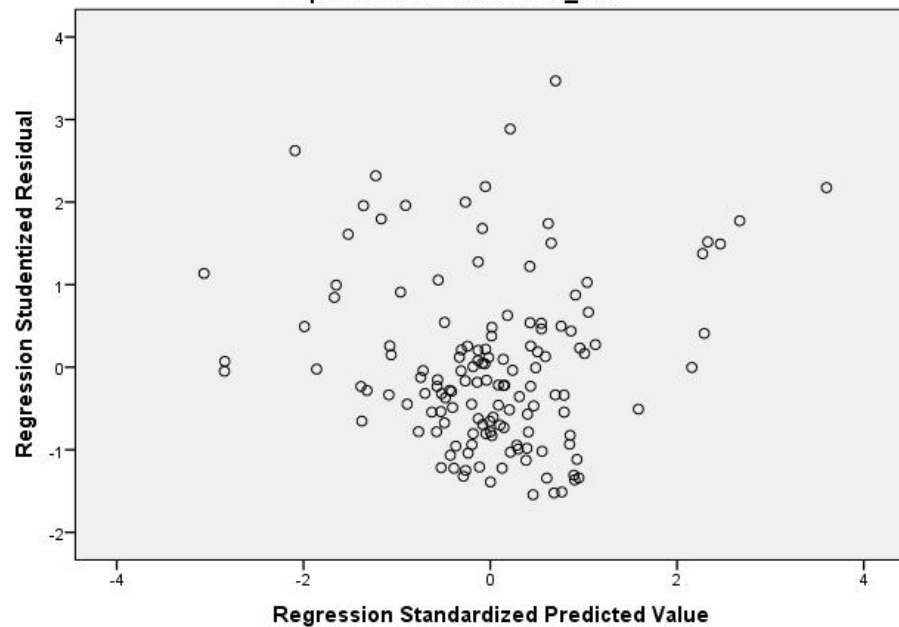
Model	Unstandardized Coefficients		Standardized Coefficients	t	Sig.	Collinearity Statistics	
	B	Std. Error	Beta			Tolerance	VIF
1 (Constant)	3.343	.043		77.166	.000		
EPS	.001	.000	.703	11.295	.000	.952	1.050
PER	1.131E-005	.001	.001	.015	.988	.995	1.005
PBV	.001	.001	.064	1.050	.296	.992	1.008
EVA	3.949E-010	.000	.003	.041	.967	.953	1.049

a. Dependent Variable: LG_Y

Uji Heteroskedasitas

Scatterplot

Dependent Variable: ABS_RES



Uji Autokolerasi
Model Summary^b

Model	R	R Square	Adjusted R Square	Std. Error of the Estimate	Durbin-Watson
1	.768 ^a	.589	.576	.30361	1.730

a. Predictors: (Constant), EPS PER, PBV, EVA

b. Dependent Variable: LG_Y

Uji t
Coefficients^a

Model	Unstandardized Coefficients		Standardized Coefficients	t	Sig.
	B	Std. Error	Beta		
(Constant)	1.950	.130		14.994	.000
EPS	.292	.026	.764	11.077	.000
PER	7.051E-131	.000	.133	2.191	.030
PBV	.001	.001	.066	1.140	.256
EVA	3.477E-005	.000	.050	.750	.455

a. Dependent Variable: LG_Y



Titik Persentase Distribusi t (df = 121 –160)

Pr \ df	0.25	0.10	0.05	0.025	0.01	0.005	0.001
	0.50	0.20	0.10	0.050	0.02	0.010	0.002
121	0.67652	1.28859	1.65754	1.97976	2.35756	2.61707	3.15895
122	0.67651	1.28853	1.65744	1.97960	2.35730	2.61673	3.15838
123	0.67649	1.28847	1.65734	1.97944	2.35705	2.61639	3.15781
124	0.67647	1.28842	1.65723	1.97928	2.35680	2.61606	3.15726
125	0.67646	1.28836	1.65714	1.97912	2.35655	2.61573	3.15671
126	0.67644	1.28831	1.65704	1.97897	2.35631	2.61541	3.15617
127	0.67643	1.28825	1.65694	1.97882	2.35607	2.61510	3.15565
128	0.67641	1.28820	1.65685	1.97867	2.35583	2.61478	3.15512
129	0.67640	1.28815	1.65675	1.97852	2.35560	2.61448	3.15461
130	0.67638	1.28810	1.65666	1.97838	2.35537	2.61418	3.15411
131	0.67637	1.28805	1.65657	1.97824	2.35515	2.61388	3.15361
132	0.67635	1.28800	1.65648	1.97810	2.35493	2.61359	3.15312
133	0.67634	1.28795	1.65639	1.97796	2.35471	2.61330	3.15264
134	0.67633	1.28790	1.65630	1.97783	2.35450	2.61302	3.15217
135	0.67631	1.28785	1.65622	1.97769	2.35429	2.61274	3.15170
136	0.67630	1.28781	1.65613	1.97756	2.35408	2.61246	3.15124
137	0.67628	1.28776	1.65605	1.97743	2.35387	2.61219	3.15079
138	0.67627	1.28772	1.65597	1.97730	2.35367	2.61193	3.15034
139	0.67626	1.28767	1.65589	1.97718	2.35347	2.61166	3.14990
140	0.67625	1.28763	1.65581	1.97705	2.35328	2.61140	3.14947
141	0.67623	1.28758	1.65573	1.97693	2.35309	2.61115	3.14904
142	0.67622	1.28754	1.65566	1.97681	2.35289	2.61090	3.14862
143	0.67621	1.28750	1.65558	1.97669	2.35271	2.61065	3.14820
144	0.67620	1.28746	1.65550	1.97658	2.35252	2.61040	3.14779
145	0.67619	1.28742	1.65543	1.97646	2.35234	2.61016	3.14739
146	0.67617	1.28738	1.65536	1.97635	2.35216	2.60992	3.14699
147	0.67616	1.28734	1.65529	1.97623	2.35198	2.60969	3.14660
148	0.67615	1.28730	1.65521	1.97612	2.35181	2.60946	3.14621
149	0.67614	1.28726	1.65514	1.97601	2.35163	2.60923	3.14583
150	0.67613	1.28722	1.65508	1.97591	2.35146	2.60900	3.14545
151	0.67612	1.28718	1.65501	1.97580	2.35130	2.60878	3.14508
152	0.67611	1.28715	1.65494	1.97569	2.35113	2.60856	3.14471
153	0.67610	1.28711	1.65487	1.97559	2.35097	2.60834	3.14435
154	0.67609	1.28707	1.65481	1.97549	2.35081	2.60813	3.14400
155	0.67608	1.28704	1.65474	1.97539	2.35065	2.60792	3.14364
156	0.67607	1.28700	1.65468	1.97529	2.35049	2.60771	3.14330
157	0.67606	1.28697	1.65462	1.97519	2.35033	2.60751	3.14295
158	0.67605	1.28693	1.65455	1.97509	2.35018	2.60730	3.14261
159	0.67604	1.28690	1.65449	1.97500	2.35003	2.60710	3.14228
160	0.67603	1.28687	1.65443	1.97490	2.34988	2.60691	3.14195

t - tabel →