

The logo of Universitas Wahid Hasyim Semarang is a circular emblem with a scalloped border. It features a central shield with a book and a quill, set against a globe. The text "UNIVERSITAS WAHID HASYIM" is written in an arc at the top, and "SEMARANG" is written in an arc at the bottom. There are yellow stars around the inner circle.

# LAMPIRAN

## LAMPIRAN 1

### JUMLAH SAMPEL PERUSAHAAN PERTAMBANGAN YANG TER DAFTAR DI BEI TAHUN (2014 – 2017)

NO	KODE	NAMA PERUSAHAAN
1	DEWA	Darma Henwa Tbk
2	DOID	Delta Dunia Makmur Tbk
3	GEMS	PT Golden Energy Mines Tbk
4	ITMG	PT Indo Tambang Raya Megah Tbk
5	KKGI	Resources Alam Indonesia Tbk
6	MBAP	PT Mitrabara Adiperdana Tbk
7	MYOH	PT Sumindo Resource Tbk
8	TOBA	PT Toba Bara Sejahtera Tbk
9	ARTI	PT Ratu Prabu Energi Tbk
10	ELSA	PT Elnusa Tbk
11	ESSA	PT Surya Esa Persada Tbk
12	RUIS	PT Radiant Utama Interinsco Tbk
13	INCO	Vale Indonesia Tbk
14	PSAB	PT J Resources Asia Pasific Tbk
15	CTTH	PT Citatah Tbk

## LAMPIRAN 2

### DATA PERUSAHAAN PERTAMBANGAN BEI 2014-2017

DATA PERUSAHAAN PERTAMBANGAN BEI 2014-2017						
No	Tahun	Kode	Ukuran Perusahaan(X1)	Leverage(X2)	Profitabilitas(X3)	CSR(Y)
1	2014	DEWA	Rp 442.688.600.000.000	3,6	3,1	0,358974359
2		DOID	Rp 1.125.837.800.000.000	8,85	11,71	0,41025641
3		GEMS	Rp 392.180.300.000.000	0,27	4,23	0,461538462
4		ITMG	Rp 162.581.800.000.000	1,45	17,63	0,461538462
5		KKGI	Rp 123.823.600.000.000	0,38	84	0,551282051
6		MBAP	Rp 99.993.900.000.000	0,74	17,32	0,474358974
7		MYOH	Rp 203.109.700.000.000	1,32	9,57	0,58974359
8		TOBA	Rp 373.959.100.000.000	1,11	11,91	0,553846154
9		ARTI	Rp 177.367.100.000.000	0,83	1,7	0,576923077
10		ELSA	Rp 424.570.400.000.000	0,64	9,85	0,564102564
11		ESSA	Rp 173.890.900.000.000	0,39	7,38	0,5
12		RUIS	Rp 126.414.300.000.000	37	4,41	0,435897436
13		INCO	Rp 2.902.798.700.000.000	3,31	10,38	0,41025641
14		PSAB	Rp 1.065.410.600.000.000	2	32	0,717948718

15		CTTH	Rp 36.605.300.000.000	3,56	4,7	0,576923077
16	2015	DEWA	Rp 514.481.600.000.000	0,66	3,12	0,397435897
17		DOID	Rp 1.147.379.500.000.000	8,79	1	0,397435897
18		GEMS	Rp 509.919.100.000.000	0,49	3,41	0,58974359
19		ITMG	Rp 1.727.126.600.000.000	1,41	39,86	0,397435897
20		KKGI	Rp 135.928.200.000.000	0,28	5,76	0,628205128
21		MBAP	Rp 150.579.500.000.000	0,48	44,75	0,435897436
22		MYOH	Rp 222.404.400.000.000	12	13,21	0,564102564
23		TOBA	Rp 389.503.400.000.000	2,82	9,11	0,679487179
24		ARTI	Rp 177.352.200.000.000	0,83	1,67	0,58974359
25		ELSA	Rp 440.751.300.000.000	0,67	4,65	0,602564103
26		ESSA	Rp 383.260.700.000.000	0,52	1,75	0,461538462
27		RUIS	Rp 109.175.400.000.000	2,23	3,78	0,448717949
28		INCO	Rp 3.355.223.300.000.000	3,25	5,21	0,448717949
29		PSAB	Rp 1.144.124.800.000.000	1,61	3,77	0,512820513
30		CTTH	Rp 60.566.700.000.000	1,1	4,32	0,487179487
31	2016	DEWA	Rp 512.368.000.000.000	0,69	3,15	0,628205128
32		DOID	Rp 1.185.425.600.000.000	9,98	4,94	0,333333333
33		GEMS	Rp 507.437.400.000.000	0,43	0,57	0,602564103
34		ITMG	Rp 1.625.476.500.000.000	8,33	11,8	0,384615385
35		KKGI	Rp 132.625.100.000.000	0,17	9,6	0,615384615
36		MBAP	Rp 156.362.500.000.000	0,27	23,3	0,41025641
37		MYOH	Rp 197.850.800.000.000	0,73	15,34	0,692307692
38		TOBA	Rp 351.469.900.000.000	0,77	5,58	0,58974359
39		ARTI	Rp 261.679.600.000.000	0,51	0,35	0,615384615
40		ELSA	Rp 419.095.600.000.000	0,46	7,54	0,615384615
41		ESSA	Rp 899.160.600.000.000	2,18	2	0,461538462
42		RUIS	Rp 97.913.200.000.000	1,72	2,66	0,371794872
43		INCO	Rp 2.990.171.100.000.000	3,21	39	0,512820513
44		PSAB	Rp 1.146.009.400.000.000	9,49	2,61	0,423076923
45		CTTH	Rp 61.596.200.000.000	0,96	6,7	0,602564103
46	2017	DEWA	Rp 544.358.800.000.000	0,77	0,69	0,576923077
47		DOID	Rp 1.281.073.700.000.000	7,34	1,69	0,41025641
48		GEMS	Rp 799.967.900.000.000	12	9,26	0,461538462
49		ITMG	Rp 1.840.716.600.000.000	6,42	22,6	0,371794872
50		KKGI	Rp 142.326.600.000.000	0,19	12,41	0,576923077
51		MBAP	Rp 217.823.300.000.000	2,31	36,47	0,397435897
52		MYOH	Rp 184.344.900.000.000	2,37	14,44	0,666666667
53		TOBA	Rp 471.928.400.000.000	2,99	11,88	0,641025641
54		ARTI	Rp 250.605.000.000.000	0,42	1,15	0,576923077
55		ELSA	Rp 485.536.900.000.000	0,59	5,16	0,641025641
56		ESSA	Rp 1.112.012.100.000.000	2,88	0,27	0,423076923
57		RUIS	Rp 95.934.800.000.000	1,52	2,18	0,384615385

58		INCO	Rp 2.959.640.500.000.000	3,2	3,7	0,487179487
59		PSAB	Rp 1.248.109.400.000.000	1,63	4,35	0,525641026
60		CTTH	Rp 70.025.200.000.000	1,18	12,67	0,5

DATA PERUSAHAAN PERTAMBANGAN BEI 2014-2017						
No	Tahun	Kode	Ukuran Perusahaan(X1)	Leverage(X2)	Profitabilitas(X3)	CSR(Y)
1	2014	DEWA	4426886	3,6	3,1	0,358974
2		DOID	11258378	8,85	11,71	0,410256
3		GEMS	3921803	0,27	4,23	0,461538
4		ITMG	1625818	1,45	17,63	0,461538
5		KKGI	1238236	0,38	84	0,551282
6		MBAP	999939	0,74	17,32	0,474359
7		MYOH	2031097	1,32	9,57	0,589744
8		TOBA	3739591	1,11	11,91	0,553846
9		ARTI	1773671	0,83	1,7	0,576923
10		ELSA	4245704	0,64	9,85	0,564103
11		ESSA	1738909	0,39	7,38	0,5
12		RUIS	1264143	37	4,41	0,435897
13		INCO	29027987	3,31	10,38	0,410256
14		PSAB	10654106	2	32	0,717949
15		CTTH	366053	3,56	4,7	0,576923
16	2015	DEWA	5144816	0,66	3,12	0,397436
17		DOID	11473795	8,79	1	0,397436
18		GEMS	5099191	0,49	3,41	0,589744
19		ITMG	17271266	1,41	39,86	0,397436
20		KKGI	1359282	0,28	5,76	0,628205
21		MBAP	1505795	0,48	44,75	0,435897
22		MYOH	2224044	12	13,21	0,564103
23		TOBA	3895034	2,82	9,11	0,679487
24		ARTI	1773522	0,83	1,67	0,589744
25		ELSA	4407513	0,67	4,65	0,602564
26		ESSA	3832607	0,52	1,75	0,461538
27		RUIS	1091754	2,23	3,78	0,448718
28		INCO	33552233	3,25	5,21	0,448718
29		PSAB	11441248	1,61	3,77	0,512821
30		CTTH	605667	1,1	4,32	0,487179
31	2016	DEWA	5123680	0,69	3,15	0,628205
32		DOID	11854256	9,98	4,94	0,333333
33		GEMS	5074374	0,43	0,57	0,602564
34		ITMG	16254765	8,33	11,8	0,384615
35		KKGI	1326251	0,17	9,6	0,615385
36		MBAP	1563625	0,27	23,3	0,410256

37		MYOH	1978508	0,73	15,34	0,692308
38		TOBA	3514699	0,77	5,58	0,589744
39		ARTI	2616796	0,51	0,35	0,615385
40		ELSA	4190956	0,46	7,54	0,615385
41		ESSA	8991606	2,18	2	0,461538
42		RUIS	979132	1,72	2,66	0,371795
43		INCO	29901711	3,21	39	0,512821
44		PSAB	11460094	9,49	2,61	0,423077
45		CTTH	615962	0,96	6,7	0,602564
46	2017	DEWA	5443588	0,77	0,69	0,576923
47		DOID	12810737	7,34	1,69	0,410256
48		GEMS	7999679	12	9,26	0,461538
49		ITMG	18407166	6,42	22,6	0,371795
50		KKGI	1423266	0,19	12,41	0,576923
51		MBAP	2178233	2,31	36,47	0,397436
52		MYOH	1843449	2,37	14,44	0,666667
53		TOBA	4719284	2,99	11,88	0,641026
54		ARTI	2506050	0,42	1,15	0,576923
55		ELSA	4855369	0,59	5,16	0,641026
56		ESSA	11120121	2,88	0,27	0,423077
57		RUIS	959348	1,52	2,18	0,384615
58		INCO	29596405	3,2	3,7	0,487179
59		PSAB	12481094	1,63	4,35	0,525641
60		CTTH	700252	1,18	12,67	0,5

### LAMPIRAN 3

#### Daftar Item Pengungkapan *Corporate Social Responsibility* (CSR) Perusahaan Pertambahan 2014-2017

No	Kode	Tahun	Luas Pengungkapan							Jumlah	Indeks CSRDI	CSDI
			I	II	III	IV	V	VI	VII			
1	2	3	4	5	6	7	8	9	10	11	12	13=11:12
1	DEWA	2014	6	0	5	9	0	6	2	28	78	0,358974359
	DEWA	2015	8	1	5	8	2	7	1	32	78	0,41025641
	DEWA	2016	7	4	6	9	3	5	2	36	78	0,461538462
	DEWA	2017	5	3	6	7	8	5	2	36	78	0,461538462
2	DOID	2014	7	2	12	10	4	6	2	43	78	0,551282051
	DOID	2015	8	1	9	11	0	6	2	37	78	0,474358974

	DOID	2016	13	0	10	9	5	7	2	46	78	0,58974359
	DOID	2017	11	5	11	9	0	6	2	44	78	0,564102564
3	GEMS	2014	12	5	0	13	6	8	1	45	78	0,576923077
	GEMS	2015	8	7	2	15	6	4	2	44	78	0,564102564
	GEMS	2016	7	5	7	6	8	4	2	39	78	0,5
	GEMS	2017	6	5	5	8	7	2	1	34	78	0,435897436
4	ITMG	2014	5	1	4	9	8	3	2	32	78	0,41025641
	ITMG	2015	13	5	5	14	9	8	2	56	78	0,717948718
	ITMG	2016	15	4	7	9	8	0	2	45	78	0,576923077
	ITMG	2017	7	3	3	8	4	4	2	31	78	0,397435897
5	KKGI	2014	6	5	6	5	5	2	2	31	78	0,397435897
	KKGI	2015	11	5	6	13	7	2	2	46	78	0,58974359
	KKGI	2016	6	5	3	8	5	3	1	31	78	0,397435897
	KKGI	2017	10	5	9	11	8	4	2	49	78	0,628205128
6	MBAP	2014	6	7	3	6	4	7	1	34	78	0,435897436
	MBAP	2015	10	6	4	5	8	9	2	44	78	0,564102564
	MBAP	2016	12	8	5	8	10	8	2	53	78	0,679487179
	MBAP	2017	11	6	3	6	12	6	2	46	78	0,58974359
7	MYOH	2014	9	5	8	14	5	4	2	47	78	0,602564103
	MYOH	2015	8	6	4	8	4	5	1	36	78	0,461538462
	MYOH	2016	5	4	5	10	6	3	2	35	78	0,448717949
	MYOH	2017	10	3	6	7	4	4	1	35	78	0,448717949
8	TOBA	2014	8	5	7	5	8	6	1	40	78	0,512820513
	TOBA	2015	9	4	7	8	5	3	2	38	78	0,487179487
	TOBA	2016	11	8	6	8	10	5	1	49	78	0,628205128
	TOBA	2017	6	3	4	5	3	4	1	26	78	0,333333333
9	ARTI	2014	11	6	12	5	10	2	1	47	78	0,602564103
	ARTI	2015	7	3	8	3	5	3	1	30	78	0,384615385
	ARTI	2016	10	7	10	8	9	2	2	48	78	0,615384615
	ARTI	2017	7	4	8	4	3	4	2	32	78	0,41025641
10	ELSA	2014	13	6	7	12	8	7	1	54	78	0,692307692
	ELSA	2015	10	5	7	8	8	6	2	46	78	0,58974359
	ELSA	2016	9	4	7	12	7	7	2	48	78	0,615384615
	ELSA	2017	9	5	5	12	8	7	2	48	78	0,615384615
11	ESSA	2014	12	0	8	10	0	4	2	36	78	0,461538462
	ESSA	2015	7	3	5	8	0	4	2	29	78	0,371794872
	ESSA	2016	9	4	6	12	3	4	2	40	78	0,512820513
	ESSA	2017	8	1	8	10	0	4	2	33	78	0,423076923
12	RUIS	2014	12	8	9	7	2	8	1	47	78	0,602564103
	RUIS	2015	10	3	10	9	6	6	1	45	78	0,576923077
	RUIS	2016	9	0	8	7	2	4	2	32	78	0,41025641
	RUIS	2017	10	1	7	6	2	7	2	35	78	0,461538462
13	INCO	2014	6	2	7	5	4	3	2	29	78	0,371794872

	INCO	2015	11	5	8	9	4	6	2	45	78	0,576923077
	INCO	2016	8	1	8	5	3	4	2	31	78	0,397435897
	INCO	2017	13	0	14	7	9	7	2	52	78	0,666666667
14	PSAB	2014	10	5	11	9	8	6	1	50	78	0,641025641
	PSAB	2015	11	4	9	7	6	7	1	45	78	0,576923077
	PSAB	2016	11	3	13	8	7	6	2	50	78	0,641025641
	PSAB	2017	8	3	6	6	6	3	1	33	78	0,423076923
15	CTTH	2014	8	0	5	6	5	4	2	30	78	0,384615385
	CTTH	2015	11	0	4	9	8	4	2	38	78	0,487179487
	CTTH	2016	11	0	6	12	6	5	1	41	78	0,525641026
	CTTH	2017	11	0	7	6	10	3	2	39	78	0,5

## LAMPIRAN 4

### HASIL OUTPUT PENGOLAHAN DATA MENGGUNAKAN SPSS 16

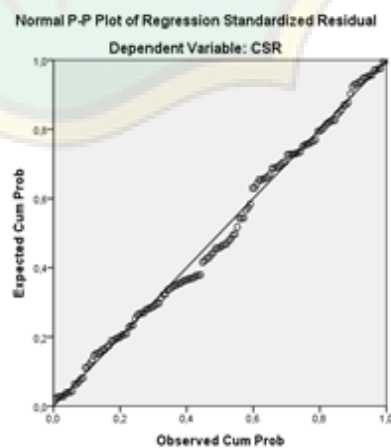
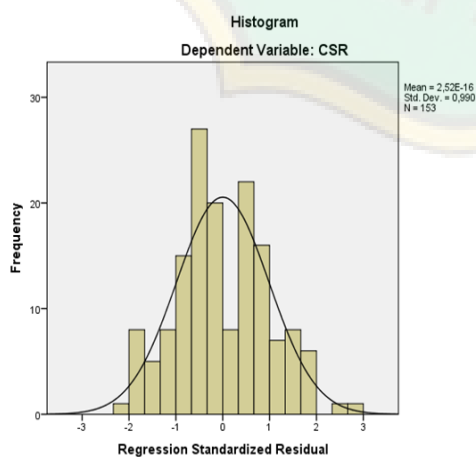
#### 1. Hasil Uji Asumsi Klasik

##### Uji Statistic Diskriptif

##### Descriptive Statistics

	N	Minimum	Maximum	Mean	Std. Deviation
X1	60	366053	33552233	7001882	7934281
X2	60	0,17	9,98	2,20683	2,52317
X3	60	0,02	44,75	8,4415	9,18465
Y	60	0,333333	0,71794872	0,51308	0,0983
Valid N (listwise)	60				

##### Uji Normalitas



### Hasil Uji *One – Sample Kolmogorov – Smirnov Test*

		Unstandardized Residual
N		60
Normal Parameters <sup>a,b</sup>	Mean	.0000000
	Std. Deviation	.08071687
Most Extreme Differences	Absolute	.087
	Positive	.087
	Negative	-.053
Kolmogorov-Smirnov Z		.676
Asymp. Sig. (2-tailed)		.751

a. Test distribution is Normal.

b. Calculated from data.

### Uji Multikolinearitas

#### Coefficients<sup>a</sup>

Model	Collinearity Statistics		
	Tolerance	VIF	
1	SIZE	.801	1.249
	LEV	.797	1.254
	ROA	.995	1.005

a. Dependent Variable: CSR

### Uji Autokorelasi

#### Model Summary<sup>b</sup>

Model	R	R Square	Adjusted Square	R	Std. Error of the Estimate	Durbin-Watson
1	.571a	.326	.290		.08285	1.888

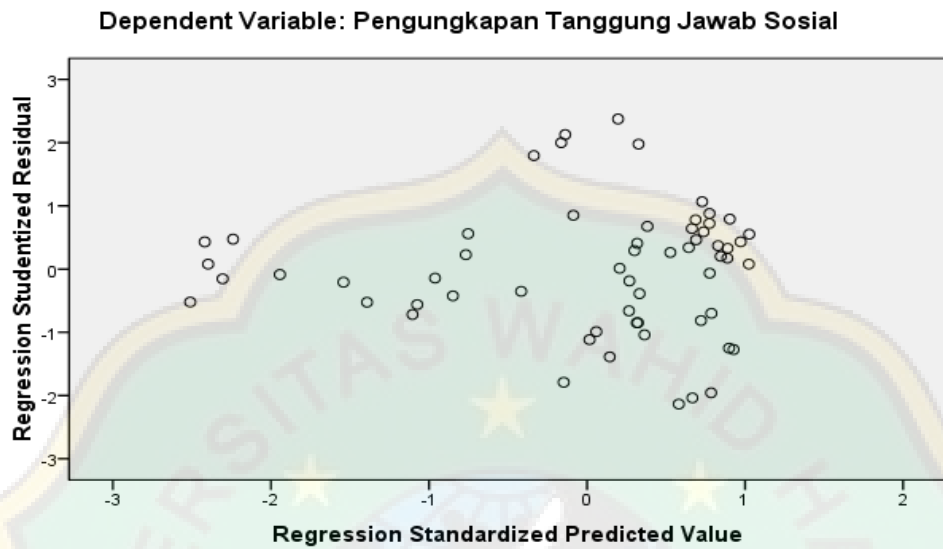
a. Predictors: (Constant), ROA, LEV, SIZE

b. Dependent Variable: CSR



## Uji Heteroskedastisitas

Scatterplot



## Hasil Uji Heteroskedastisitas dengan Uji *Glejser*

### Coefficients<sup>a</sup>

Model	Unstandardized Coefficients		Standardized Coefficients	T	Sig.
	B	Std. Error	Beta		
1 (Constant)	1,000E-013	,019		,000	1,000
1 SIZE	,000	,000	,000	,000	1,000
1 LEV	,000	,014	,000	,000	1,000
1 ROA	,000	,008	,000	,000	1,000

a. Dependent Variable: abresid

## Regresi Linier Berganda

### Coefficients<sup>a</sup>

Model	Unstandardized		Standardized	T	Sig.
	Coefficients		Coefficients		
	B	Std. Error	Beta		
(Constant)	.585	.019		31.363	.000
1 Ukuran Perusahaan	-1.612E-9	.000	-.130	-1.061	.293
Leverage	-.018	.005	-.467	-3.802	.000
Profitabilitas	-.002	.001	-.226	-2.056	.044

a. Dependent Variable: Pengungkapan *Corporate Social Responsibility* (CSR)

### Uji t

### Coefficients<sup>a</sup>

Model	Unstandardized		Standardized	T	Sig.
	Coefficients		Coefficients		
	B	Std. Error	Beta		
(Constant)	.585	.019		31.363	.000
1 Ukuran Perusahaan	-1.612E-9	.000	-.130	-1.061	.293
Leverage	-.018	.005	-.467	-3.802	.000
Profitabilitas	-.002	.001	-.226	-2.056	.044

a. Dependent Variable: Pengungkapan *Corporate Social Responsibility* (CSR)

**Uji F****ANOVA<sup>a</sup>**

Model		Sum of Squares	Df	Mean Square	F	Sig.
1	Regression	.186	3	.062	9.016	.000a
	Residual	.384	56	.007		
	Total	.570	59			

a. Predictors: (Constant), Provitabilitas, Ukuran Perusahaan, Leverage

b. Dependent Variable: Pengungkapan *Corporate Social Responsibility* (CSR)

**Uji Koefisien Determinasi****Model Summary<sup>b</sup>**

Model	R	R Square	Adjusted R Square	Std. Error of the Estimate
1	.571a	.326	.290	.08285

a. Predictors: (Constant), Provitabilitas, Ukuran Perusahaan, Leverage

b. Dependent Variable: Pengungkapan *Corporate Social Responsibility* (CSR)

NO	KODE	NAMA PERUSAHAAN	ASSET				DER				ROA				CSR
			2014	2015	2016	2017	2014	2015	2016	2017	2014	2015	2016	2017	2014-2017
1	DEWA	PT Darma Henwa Tbk	4,426,886	5,144,816	5,123,680	5,443,588	0.60	0.66	0.69	0.77	0.10	0.12	0.14	0.69	Mengungkapkan
2	DOID	PT Delta Dunia Makmur Tbk	11,258,378	11,473,795	11,854,256	12,810,737	8.85	8.79	5.98	4.34	1.71	-1.00	4.94	1.69	Mengungkapkan
3	GEMS	PT Golden Energy Mines Tbk	3,921,803	5,099,191	5,074,374	7,999,679	0.27	0.49	0.43	1.02	4.23	3.41	0.57	9.26	Mengungkapkan
4	ITMG	PT Indo Tambang Raya Megah	16,258,180	17,271,266	16,254,765	18,407,166	0.45	0.41	0.33	0.42	15.31	5.36	10.80	18.60	Mengungkapkan
5	KKGI	PT Resource Alam Indonesia Tbk	1,238,236	1,359,282	1,326,251	1,423,266	0.38	0.28	0.17	0.19	8.04	5.76	9.60	122.41	Mengungkapkan
6	MBAP	PT Mitrabara Adiperdana Tbk	999,939	1,505,795	1,563,625	2,178,233	0.74	0.48	0.27	0.31	17.32	31.75	23.30	36.47	Mengungkapkan
7	MYOH	PT Sumindo Resource Tbk	2,031,097	2,224,044	1,978,508	1,843,449	1.32	1.02	0.73	0.37	9.57	13.21	15.34	14.44	Mengungkapkan
8	TOBA	PT Toba Bara Sejahtera Tbk	3,739,591	3,895,034	3,514,699	4,719,284	1.11	0.82	0.77	0.99	11.91	9.11	5.58	11.88	Mengungkapkan
9	ARTI	PT Ratu Prabu Energi Tbk	1,773,671	1,773,522	2,616,796	2,506,050	0.83	0.83	0.51	0.42	1.70	1.67	0.35	1.15	Mengungkapkan
10	ELSA	PT Elnusa Tbk	4,245,704	4,407,513	4,190,956	4,855,369	0.64	0.67	0.46	0.59	9.85	8.65	7.54	5.16	Mengungkapkan
11	ESSA	PT Surya Esa Persada Tbk	1,738,909	3,832,607	8,991,606	11,120,121	0.39	0.52	2.18	2.88	7.38	1.75	0.02	0.27	Mengungkapkan
12	RUIS	PT Radiant Utama Interinsco Tbk	1,264,143	1,091,754	979,132	959,348	3.07	2.23	1.72	1.52	4.41	3.78	2.66	2.18	Mengungkapkan
13	INCO	PT Vale Indoneia Tbk	29,027,987	33,552,233	29,901,711	29,596,405	0.31	0.25	0.21	0.20	7.38	2.21	0.09	-0.70	Mengungkapkan
14	PSAB	PT J Resources Asia Pasific Tbk	10,654,106	11,441,248	11,460,094	12,481,094	2.00	1.61	1.49	1.63	3.02	3.77	2.61	4.35	Mengungkapkan
15	CTTH	PT Citatah Tbk	366,053	605,667	615,962	700,252	3.56	1.10	0.96	1.18	0.28	0.32	3.39	0.67	Mengungkapkan
16	ADRO	Adaro Energy Tbk	79,762,813	82,193,328	87,633,045	92,318,064	0.97	0.78	0.72	0.67	2.86	2.53	5.22	7.87	-
17	ARTI	PT Ratu Prabu Energi Tbk	1,773,671	1,773,522	2,616,796	2,506,050	0.83	0.83	0.51	0.42	1.70	1.67	0.35	1.15	Mengungkapkan
18	ATPK	Bara Jaya Internasional Tbk	1,795,865	1,773,314	1,585,849	1,004,852	0.53	0.76	1.15	1.53	2.95	-9.11	-18.16	-30.76	-
19	BORN	Borneo lumbung energy & metal	12,482,077	-	12,511,570	13,400,056	-2.53	-	-2.24	-2.38	-48.66	-	17.07	5.42	-
20	BSSR	Bara Mukti Suksesarana Tbk	2,079,180	2,398,464	2,391,397	2,846,942	0.86	0.66	0.44	0.40	1.52	15.17	14.90	39.41	-
21	BUMI	Bumi Resources Tbk	80,840,578	46,820,647	41,681,075	50,080,163	-9.87	-2.17	-2.11	11.91	-7.17	-64.39	3.88	6.57	Mengungkapkan
22	BYAN	PT Bayan Resources Tbk	14,446,358	12,936,727	11,080,490	12,041,640	3.55	4.45	3.38	0.72	-16.27	-8.72	2.18	38.03	Mengungkapkan
23	FIRE	Alfa Energy Investama Tbk	-	-	-	457,423	-	-	-	1.04	-	-	-	-0.23	-
24	GTBO	Garda Tujuh Buana Tbk	1,007,368	829,845	740,416	765,202	0.18	0.14	0.16	0.25	-5.69	-26.67	-9.44	-3.36	-
25	HRUM	Harum Energy Tbk	5,522,913	5,250,741	5,553,984	6,224,535	0.23	0.11	0.16	0.16	0.59	-4.99	4.35	12.13	Mengungkapkan
26	PKPK	Perdana Karya Perkasa Tbk,	303,256	170,599	157,703	137,363	1.07	1.04	1.26	1.32	-9.38	-36.17	-8.67	-7.60	-
27	PTBA	PT Tambang Batubara Bukit Asa	14,812,023	16,894,043	18,576,774	21,987,482	0.71	0.82	0.76	0.59	13.63	12.06	10.90	20.68	Mengungkapkan
28	PTRO	Petrosea Tbk	5,818,586	5,867,526	5,286,058	5,918,363	1.43	1.39	1.31	1.45	0.48	-2.98	-1.99	1.90	-
29	SMMT	PT Golden Eagle Energy Tbk	724,974	712,785	636,742	725,664	0.58	0.79	0.67	0.73	-0.48	-8.50	-2.87	5.52	Mengungkapkan
30	BIPI	Benakat Integra Tbk	17,768,642	19,828,463	17,179,713	17,855,616	1.91	2.40	3.30	2.81	1.83	-2.79	-13.50	2.89	-
31	ENRG	Energi Mega Persada Tbk	27,389,324	20,924,500	14,268,721	10,250,441	1.43	3.12	-15.82	-14.49	0.80	-17.66	-41.59	1.95	-
32	MEDC	Medco Energi Inaternasional Tbk	33,607,629	42,649,068	48,331,047	69,918,327	9.14	3.15	3.04	2.68	0.51	-6.40	5.20	2.55	-
33	ANTM	PT Aneka Tambang (Persero) Tbk	22,044,202	30,356,851	29,981,536	30,014,273	0.85	0.66	0.63	0.62	-3.52	-4.75	0.22	0.45	Mengungkapkan
34	CITA	PT Cita Minera Investindo Tbk	2,790,121	2,795,962	2,726,214	2,678,251	0.70	1.16	1.54	1.93	-13.79	-12.20	-9.73	1.77	Mengungkapkan
35	CKRA	PT Cakra Mineral Tbk	1,034,451	982,635	905,471	569,459	0.02	0.04	0.02	0.03	-27.23	-5.56	-5.98	45.67	Mengungkapkan
36	DKFT	Central Omega Resources Tbk	1,191,604	1,363,051	1,876,253	2,267,556	0.05	0.04	0.35	0.48	-3.88	-2.39	-4.65	-1.97	Mengungkapkan
37	MDKA	Merdeka Copper Gold Tbk	-	2,456,962	4,086,930	5,024,567	-	0.12	0.91	0.96	-	-2.93	-0.91	10.29	-
38	SMRU	SMR Utama Tbk	2,624,289	2,797,941	2,424,193	2,030,779	1.00	1.04	1.46	0.98	-1.32	-3.93	-9.31	1.61	-
39	TINS	Timah(persero) Tbk	9,752,477	9,279,683	9,548,631	11,876,309	0.74	0.73	0.69	0.96	6.54	1.09	2.64	4.23	-
40	ZINC	Kapuas Prima Coal Tbk	-	-	-	-	-	-	-	-	-	-	-	-	-
41	MITI	Mitra Investindo Tbk	362,679	248,928	229,449	233,727	0.32	1.24	1.63	1.82	2.10	-72.13	-10.18	-9.99	-

**DAFTAR RIWAYAT HIDUP**

Nama : Sholihatul Mahmudah

Tempat Tanggal Lahir : Grobogan, 16 Agustus 1994

Alamat : Desa Rajek-Kec.Godong-Kab.Grobogan

Jenis Kelamin : Perempuan

Agama : Islam

Nomor Telepon : 081341888900

Email : lika@formosabag.co.id

Riwayat Pendidikan Formal : 1.TK MI Walisongo, Rajek-Godong-Grobogan  
2.MI Walisongo, Rajek-Godong-Grobogan  
3.MTS Yasu'a, Pilang Wetan-Kebonagung-Demak  
4.Perguruan Islam Matholi'ul Falah, Kajen-Margoyoso-Pati

Riwayat Pendidikan Informal : 1.Pondok Pesantren Putri Asnawiyah, Demak  
2.Pondok Pesantren Putra-Putri Maslakul Huda,Pati